

**HARBOUR VISTA HOMEOWNERS ASSOCIATION**  
**BALANCE SHEET**  
Year End December 31, 2020  
As Of 02/29/20

**A S S E T S**  
**CURRENT ASSETS**

	OPERATING			
1002	PACIFIC WESTERN - CHECKING	\$	137,553.56	
1008	SUNWEST BANK - CHECKING		76,650.87	
	TOTAL OPERATING CASH			\$ 214,204.43
	RESERVES			
1202	PACIFIC WESTERN - MONEY MARKET	\$	212,227.57	
1205	SUNWEST BANK - MONEY MARKET		50,000.00	
1206	SUNWEST BANK - ICS		77,493.89	
1270	INTEREST RECEIVABLE - RESERVES		72.85	
1275	DUE (TO)/FROM OPERATING		94,791.64	
	TOTAL RESERVE CASH			\$ 434,585.95
	OTHER ASSETS			
1280	ACCOUNTS RECEIVABLE	\$	33,494.03	
1299	ALLOWANCE FOR BAD DEBTS		(30,153.68)	
1300	PREPAID INSURANCE		18,972.18	
1307	PREPAID OTHER EXPENSES		1,896.29	
1309	PREPAID TAXES		91.00	
	TOTAL OTHER ASSETS			\$ 24,299.82
	TOTAL ASSETS			\$ 673,090.20

**L I A B I L I T I E S**

**CURRENT LIABILITIES**

2020	ACCOUNTS PAYABLE	\$	5,398.22	
2025	OTHER PAYABLES		23,804.00	
2075	DUE TO RESERVES		94,791.64	
2100	PREPAID ASSESSMENTS		26,694.05	
	TOTAL CURRENT LIABILITIES			\$ 150,687.91

**R E S E R V E S & E Q U I T Y**

	RESERVE FUNDS			\$ 434,585.95
				<b>EQUITY</b>
3998	PRIOR YEAR EQUITY		61,789.25	
	CURRENT YR SURPLUS/(DEFICIT)		26,027.09	
	TOTAL EQUITY			\$ 87,816.34
	TOTAL LIAB, RESERVES & EQUITY			\$ 673,090.20

HARBOUR VISTA HOMEOWNERS ASSOCIATION  
STATEMENT OF INCOME AND EXPENSES  
Year End December 31, 2020  
For The Period 02/01/20 To 02/29/20

	Current-Prd Actual	Current-Prd Budget	Variance	Year-To-Date Actual	Year-To-Date Budget	Variance	Annual Budget
<b>INCOME</b>							
4001 HOMEOWNERS ASSESSMENTS	\$ 101,788.92	\$ 101,788.92	\$ 0.00	\$ 203,577.84	\$ 203,577.84	\$ 0.00	\$ 1,221,467.04
4002 LATE CHARGES	(411.29)	0.00	(411.29)	(72.90)	0.00	(72.90)	0.00
4004 KEY/GATE OPENER INCOME	0.00	0.00	0.00	163.00	0.00	163.00	0.00
4006 C C & R VIOLATION INCOME	(1,908.07)	0.00	(1,908.07)	(1,908.07)	0.00	(1,908.07)	0.00
4016 INTEREST - RESERVE ACCOUNT	32.86	0.00	32.86	100.41	0.00	100.41	0.00
4019 INTEREST CHARGES	(3,803.74)	0.00	(3,803.74)	(3,325.67)	0.00	(3,325.67)	0.00
4035 RECOVERY OF BAD DEBT	17,858.64	0.00	17,858.64	17,858.64	0.00	17,858.64	0.00
<b>TOTAL INCOME</b>	<b>\$ 113,557.32</b>	<b>\$ 101,788.92</b>	<b>\$ 11,768.40</b>	<b>\$ 216,393.25</b>	<b>\$ 203,577.84</b>	<b>\$ 12,815.41</b>	<b>\$ 1,221,467.04</b>
<b>EXPENSES</b>							
<b>GENERAL &amp; ADMINISTRATION</b>							
5000 INSURANCE	\$ 4,130.59	\$ 5,000.00	\$ 869.41	\$ 8,549.28	\$ 10,000.00	\$ 1,450.72	\$ 60,000.00
5004 DUES / LICENSES / FEES	0.00	41.67	41.67	0.00	83.34	83.34	500.00
5009 BAD DEBT EXPENSE	0.00	3,166.67	3,166.67	0.00	6,333.34	6,333.34	38,000.00
5010 LEGAL FEES	770.00	708.33	(61.67)	770.00	1,416.66	646.66	8,500.00
5012 LEGAL FEES - COLLECTION	0.00	666.67	666.67	1,500.00	1,333.34	(166.66)	8,000.00
5013 LATE FEES	0.00	83.33	83.33	0.00	166.66	166.66	1,000.00
5014 COLLECTION/ DELINQUENCY	0.00	416.67	416.67	0.00	833.34	833.34	5,000.00
5015 MANAGEMENT FEE	2,916.67	2,916.67	0.00	5,833.34	5,833.34	0.00	35,000.00
5016 MANAGEMENT EXTRAS	1,000.00	125.00	(875.00)	1,000.00	250.00	(750.00)	1,500.00
5020 OFFICE SUPPLIES	663.78	166.67	(497.11)	663.78	333.34	(330.44)	2,000.00
5026 RESERVE STUDY	0.00	20.83	20.83	0.00	41.66	41.66	250.00
5030 MEETING EXPENSE	0.00	29.17	29.17	0.00	58.34	58.34	350.00
5045 AUDIT/TAX	0.00	125.00	125.00	0.00	250.00	250.00	1,500.00
<b>TOTAL GENERAL &amp; ADMINISTRATION</b>	<b>\$ 9,481.04</b>	<b>\$ 13,466.68</b>	<b>\$ 3,985.64</b>	<b>\$ 18,316.40</b>	<b>\$ 26,933.36</b>	<b>\$ 8,616.96</b>	<b>\$ 161,600.00</b>
<b>LAND MAINTENANCE</b>							
5200 LANDSCAPE CONTRACT SERVICE	\$ 4,875.00	\$ 5,116.67	\$ 241.67	\$ 9,750.00	\$ 10,233.34	\$ 483.34	\$ 61,400.00
5202 LANDSCAPE REPLACEMENT	0.00	166.67	166.67	0.00	333.34	333.34	2,000.00
5210 LANDSCAPE EXTRAS	480.00	166.67	(313.33)	480.00	333.34	(146.66)	2,000.00
5230 BACKFLOW REPAIRS	0.00	8.33	8.33	0.00	16.66	16.66	100.00
5240 IRRIGATION REPAIRS	621.00	416.67	(204.33)	621.00	833.34	212.34	5,000.00
5245 TREE MAINTENANCE	690.00	1,041.67	351.67	690.00	2,083.34	1,393.34	12,500.00
<b>TOTAL LAND MAINTENANCE</b>	<b>\$ 6,666.00</b>	<b>\$ 6,916.68</b>	<b>\$ 250.68</b>	<b>\$ 11,541.00</b>	<b>\$ 13,833.36</b>	<b>\$ 2,292.36</b>	<b>\$ 83,000.00</b>

HARBOUR VISTA HOMEOWNERS ASSOCIATION  
STATEMENT OF INCOME AND EXPENSES  
Year End December 31, 2020  
For The Period 02/01/20 To 02/29/20

	Current-Prd Actual	Current-Prd Budget	Variance	Year-To-Date Actual	Year-To-Date Budget	Variance	Annual Budget
REPAIRS & MAINTENANCE							
5800 CONTRACT POOL/SPA SERVICE	\$ 391.12	\$ 2,083.33	\$ 1,692.21	\$ 782.24	\$ 4,166.66	\$ 3,384.42	\$ 25,000.00
5803 POOL /SPA EQUIP REPAIRS	253.81	166.67	(87.14)	253.81	333.34	79.53	2,000.00
5805 POOL/SPA EXTRAS	0.00	125.00	125.00	85.00	250.00	165.00	1,500.00
5806 POOL/SPA SUPPLIES	639.69	183.33	(456.36)	639.69	366.66	(273.03)	2,200.00
5807 POOL/SPA CHEMICALS	586.40	291.67	(294.73)	890.84	583.34	(307.50)	3,500.00
5808 FOUNTAIN/WATERFALL MAINT	2,125.00	2,083.33	(41.67)	4,250.00	4,166.66	(83.34)	25,000.00
5809 FOUNTAIN REPAIR	0.00	583.33	583.33	0.00	1,166.66	1,166.66	7,000.00
5810 LIGHTING MAINTENANCE	0.00	1,250.00	1,250.00	84.95	2,500.00	2,415.05	15,000.00
5815 LIGHTING SUPPLIES	537.75	500.00	(37.75)	979.20	1,000.00	20.80	6,000.00
5817 LIGHTING/ ELECTRICAL REPAIRS	840.51	500.00	(340.51)	6,932.34	1,000.00	(5,932.34)	6,000.00
5825 JANITORIAL SERVICE	350.00	472.00	122.00	700.00	944.00	244.00	5,664.00
5827 JANITORIAL EXTRAS	0.00	58.33	58.33	0.00	116.66	116.66	700.00
5830 JANITORIAL SUPPLIES	74.81	62.50	(12.31)	138.41	125.00	(13.41)	750.00
5835 FOBS/LOCKS/KEYS	183.18	100.00	(83.18)	183.18	200.00	16.82	1,200.00
5837 GATE REPAIRS	401.50	625.00	223.50	613.70	1,250.00	636.30	7,500.00
5845 PEST CONTROL	439.00	500.00	61.00	439.00	1,000.00	561.00	6,000.00
5847 PEST CONTROL - EXTRAS	0.00	241.67	241.67	325.00	483.34	158.34	2,900.00
5853 FIRE ALARM MONITORING	1,075.00	541.67	(533.33)	2,150.00	1,083.34	(1,066.66)	6,500.00
5855 FIRE EXTINGUISHERS	0.00	41.67	41.67	0.00	83.34	83.34	500.00
5857 FIRE/BLDG ALARM ANNUAL TESTING	0.00	141.67	141.67	0.00	283.34	283.34	1,700.00
5860 PLUMBING REPAIRS	3,889.72	5,000.00	1,110.28	4,442.84	10,000.00	5,557.16	60,000.00
5862 PLUMBING CONTRACT/SERVICE	250.00	208.33	(41.67)	250.00	416.66	166.66	2,500.00
5865 TERMITE	452.08	566.67	114.59	904.16	1,133.34	229.18	6,800.00
5867 WOOD DAMAGE	0.00	5,416.67	5,416.67	2,595.00	10,833.34	8,238.34	65,000.00
5869 DRYER DUCT CLEANING	0.00	416.67	416.67	447.00	833.34	386.34	5,000.00
5870 COMMON AREA MAINTENANCE	330.00	4,166.67	3,836.67	2,869.00	8,333.34	5,464.34	50,000.00
5871 CONTINGENCY	0.00	2,833.49	2,833.49	500.00	5,666.98	5,166.98	34,001.84
5873 ELECT. REPAIRS, LIGHTS, SUPPLI	0.00	83.33	83.33	0.00	166.66	166.66	1,000.00
5877 ROOF REPAIRS/MAINTENANCE	28,873.00	6,250.00	(22,623.00)	30,550.00	12,500.00	(18,050.00)	75,000.00
5881 ACCESS CONTROL/GATE REPAIRS	0.00	175.00	175.00	401.50	350.00	(51.50)	2,100.00
5882 BOILER REPAIR/MAINT	1,656.55	1,041.67	(614.88)	1,959.18	2,083.34	124.16	12,500.00
5885 ELEVATOR - CONTRACT	1,542.07	1,416.67	(125.40)	3,083.94	2,833.34	(250.60)	17,000.00
5886 ELEVATOR REPAIRS/ MAINT	0.00	833.33	833.33	2,703.16	1,666.66	(1,036.50)	10,000.00
5890 WATER DAMAGE	15,056.40	3,250.00	(11,806.40)	16,726.40	6,500.00	(10,226.40)	39,000.00
TOTAL REPAIRS & MAINTENANCE	\$ 59,947.59	\$ 42,209.67	\$ (17,737.92)	\$ 86,879.54	\$ 84,419.34	\$ (2,460.20)	\$ 506,515.84

HARBOUR VISTA HOMEOWNERS ASSOCIATION  
STATEMENT OF INCOME AND EXPENSES  
Year End December 31, 2020  
For The Period 02/01/20 To 02/29/20

		Current-Prd Actual	Current-Prd Budget	Variance	Year-To-Date Actual	Year-To-Date Budget	Variance	Annual Budget
UTILITIES								
6000	WATER	\$ 4,278.99	\$ 6,333.33	\$ 2,054.34	\$ 8,901.27	\$ 12,666.66	\$ 3,765.39	\$ 76,000.00
6005	GAS	4,700.05	5,333.33	633.28	11,280.73	10,666.66	(614.07)	64,000.00
6010	ELECTRICITY	4,915.35	5,166.67	251.32	9,637.13	10,333.34	696.21	62,000.00
6015	REFUSE DISPOSAL	4,538.17	5,166.67	628.50	9,127.24	10,333.34	1,206.10	62,000.00
6020	TELEPHONE	331.42	149.00	(182.42)	488.58	298.00	(190.58)	1,788.00
	TOTAL UTILITIES	\$ 18,763.98	\$ 22,149.00	\$ 3,385.02	\$ 39,434.95	\$ 44,298.00	\$ 4,863.05	\$ 265,788.00
	TOTAL OPERATING EXP BEFORE RSV	\$ 94,858.61	\$ 84,742.03	\$ (10,116.58)	\$ 156,171.89	\$ 169,484.06	\$ 13,312.17	\$ 1,016,903.84
RESERVES								
9000	RESERVE CONTRIBUTION	\$ 7,567.93	\$ 7,567.93	\$ 0.00	\$ 15,135.86	\$ 15,135.86	\$ 0.00	\$ 90,815.20
9002	RESERVE REPAYMENT	9,479.00	9,479.00	0.00	18,958.00	18,958.00	0.00	113,748.00
9010	RESERVE INTEREST	32.86	0.00	(32.86)	100.41	0.00	(100.41)	0.00
	TOTAL RESERVES	\$ 17,079.79	\$ 17,046.93	\$ (32.86)	\$ 34,194.27	\$ 34,093.86	\$ (100.41)	\$ 204,563.20
	TOTAL OPERATING EXPENSES	\$ 111,938.40	\$ 101,788.96	\$ (10,149.44)	\$ 190,366.16	\$ 203,577.92	\$ 13,211.76	\$ 1,221,467.04
	NET SURPLUS/(DEFICIT)	\$ 1,618.92	\$ (0.04)	\$ 1,618.96	\$ 26,027.09	\$ (0.08)	\$ 26,027.17	\$ 0.00

**HARBOUR VISTA HOMEOWNERS ASSOCIATION**  
**STATEMENT OF INCOME AND EXPENSES**  
Year End December 31, 2020  
For The Period 01/01/20 To 02/29/20

	Jan	Feb	March	April	May	June	July	Aug	Sept	Oct	Nov	Dec	Total	Y-T-D Budget	Variance
<b>INCOME</b>															
4001 HOMEOWNERS ASSESS	101,789	101,789	0	0	0	0	0	0	0	0	0	0	203,578	203,578	0
4002 LATE CHARGES	338	(411)	0	0	0	0	0	0	0	0	0	0	(73)	0	(73)
4004 KEY/GATE OPENER INCC	163	0	0	0	0	0	0	0	0	0	0	0	163	0	163
4006 C C & R VIOLATION INCC	0	(1,908)	0	0	0	0	0	0	0	0	0	0	(1,908)	0	(1,908)
4016 INTEREST - RESERVE AC	68	33	0	0	0	0	0	0	0	0	0	0	100	0	100
4019 INTEREST CHARGES	478	(3,804)	0	0	0	0	0	0	0	0	0	0	(3,326)	0	(3,326)
4035 RECOVERY OF BAD DEB	0	17,859	0	0	0	0	0	0	0	0	0	0	17,859	0	17,859
<b>TOTAL INCOME</b>	<b>102,836</b>	<b>113,557</b>	<b>0</b>	<b>0</b>	<b>0</b>	<b>0</b>	<b>0</b>	<b>0</b>	<b>0</b>	<b>0</b>	<b>0</b>	<b>0</b>	<b>216,393</b>	<b>203,578</b>	<b>12,815</b>
<b>EXPENSES</b>															
<b>GENERAL &amp; ADMINISTRATION</b>															
5000 INSURANCE	4,419	4,131	0	0	0	0	0	0	0	0	0	0	8,549	10,000	1,451
5004 DUES / LICENSES / FEES	0	0	0	0	0	0	0	0	0	0	0	0	0	83	83
5009 BAD DEBT EXPENSE	0	0	0	0	0	0	0	0	0	0	0	0	0	6,333	6,333
5010 LEGAL FEES	0	770	0	0	0	0	0	0	0	0	0	0	770	1,417	647
5012 LEGAL FEES - COLLECT	1,500	0	0	0	0	0	0	0	0	0	0	0	1,500	1,333	(167)
5013 LATE FEES	0	0	0	0	0	0	0	0	0	0	0	0	0	167	167
5014 COLLECTION/ DELINQUE	0	0	0	0	0	0	0	0	0	0	0	0	0	833	833
5015 MANAGEMENT FEE	2,917	2,917	0	0	0	0	0	0	0	0	0	0	5,833	5,833	0
5016 MANAGEMENT EXTRAS	0	1,000	0	0	0	0	0	0	0	0	0	0	1,000	250	(750)
5020 OFFICE SUPPLIES	0	664	0	0	0	0	0	0	0	0	0	0	664	333	(330)
5026 RESERVE STUDY	0	0	0	0	0	0	0	0	0	0	0	0	0	42	42
5030 MEETING EXPENSE	0	0	0	0	0	0	0	0	0	0	0	0	0	58	58
5045 AUDIT/TAX	0	0	0	0	0	0	0	0	0	0	0	0	0	250	250
<b>TOTAL GENERAL &amp; ADM</b>	<b>8,835</b>	<b>9,481</b>	<b>0</b>	<b>0</b>	<b>0</b>	<b>0</b>	<b>0</b>	<b>0</b>	<b>0</b>	<b>0</b>	<b>0</b>	<b>0</b>	<b>18,316</b>	<b>26,933</b>	<b>8,617</b>
<b>LAND MAINTENANCE</b>															
5200 LANDSCAPE CONTRACT	4,875	4,875	0	0	0	0	0	0	0	0	0	0	9,750	10,233	483
5202 LANDSCAPE REPLACEM	0	0	0	0	0	0	0	0	0	0	0	0	0	333	333
5210 LANDSCAPE EXTRAS	0	480	0	0	0	0	0	0	0	0	0	0	480	333	(147)
5230 BACKFLOW REPAIRS	0	0	0	0	0	0	0	0	0	0	0	0	0	17	17
5240 IRRIGATION REPAIRS	0	621	0	0	0	0	0	0	0	0	0	0	621	833	212
5245 TREE MAINTENANCE	0	690	0	0	0	0	0	0	0	0	0	0	690	2,083	1,393
<b>TOTAL LAND MAINTENA</b>	<b>4,875</b>	<b>6,666</b>	<b>0</b>	<b>0</b>	<b>0</b>	<b>0</b>	<b>0</b>	<b>0</b>	<b>0</b>	<b>0</b>	<b>0</b>	<b>0</b>	<b>11,541</b>	<b>13,833</b>	<b>2,292</b>

**HARBOUR VISTA HOMEOWNERS ASSOCIATION**  
**STATEMENT OF INCOME AND EXPENSES**  
Year End December 31, 2020  
For The Period 01/01/20 To 02/29/20

	Jan	Feb	March	April	May	June	July	Aug	Sept	Oct	Nov	Dec	Total	Y-T-D Budget	Variance
<b>REPAIRS &amp; MAINTENANCE</b>															
5800 CONTRACT POOL/SPA S	391	391	0	0	0	0	0	0	0	0	0	0	782	4,167	3,384
5803 POOL /SPA EQUIP REPA	0	254	0	0	0	0	0	0	0	0	0	0	254	333	80
5805 POOL/SPA EXTRAS	85	0	0	0	0	0	0	0	0	0	0	0	85	250	165
5806 POOL/SPA SUPPLIES	0	640	0	0	0	0	0	0	0	0	0	0	640	367	(273)
5807 POOL/SPA CHEMICALS	304	586	0	0	0	0	0	0	0	0	0	0	891	583	(308)
5808 FOUNTAIN/WATERFALL	2,125	2,125	0	0	0	0	0	0	0	0	0	0	4,250	4,167	(83)
5809 FOUNTAIN REPAIR	0	0	0	0	0	0	0	0	0	0	0	0	0	1,167	1,167
5810 LIGHTING MAINTENANC	85	0	0	0	0	0	0	0	0	0	0	0	85	2,500	2,415
5815 LIGHTING SUPPLIES	441	538	0	0	0	0	0	0	0	0	0	0	979	1,000	21
5817 LIGHTING/ ELECTRICAL	6,092	841	0	0	0	0	0	0	0	0	0	0	6,932	1,000	(5,932)
5825 JANITORIAL SERVICE	350	350	0	0	0	0	0	0	0	0	0	0	700	944	244
5827 JANITORIAL EXTRAS	0	0	0	0	0	0	0	0	0	0	0	0	0	117	117
5830 JANITORIAL SUPPLIES	64	75	0	0	0	0	0	0	0	0	0	0	138	125	(13)
5835 FOBS/LOCKS/KEYS	0	183	0	0	0	0	0	0	0	0	0	0	183	200	17
5837 GATE REPAIRS	212	402	0	0	0	0	0	0	0	0	0	0	614	1,250	636
5845 PEST CONTROL	0	439	0	0	0	0	0	0	0	0	0	0	439	1,000	561
5847 PEST CONTROL - EXTRA	325	0	0	0	0	0	0	0	0	0	0	0	325	483	158
5853 FIRE ALARM MONITORIN	1,075	1,075	0	0	0	0	0	0	0	0	0	0	2,150	1,083	(1,067)
5855 FIRE EXTINGUISHERS	0	0	0	0	0	0	0	0	0	0	0	0	0	83	83
5857 FIRE/BLDG ALARM ANNU	0	0	0	0	0	0	0	0	0	0	0	0	0	283	283
5860 PLUMBING REPAIRS	553	3,890	0	0	0	0	0	0	0	0	0	0	4,443	10,000	5,557
5862 PLUMBING CONTRACT/S	0	250	0	0	0	0	0	0	0	0	0	0	250	417	167
5865 TERMITE	452	452	0	0	0	0	0	0	0	0	0	0	904	1,133	229
5867 WOOD DAMAGE	2,595	0	0	0	0	0	0	0	0	0	0	0	2,595	10,833	8,238
5869 DRYER DUCT CLEANING	447	0	0	0	0	0	0	0	0	0	0	0	447	833	386
5870 COMMON AREA MAINTEN	2,539	330	0	0	0	0	0	0	0	0	0	0	2,869	8,333	5,464
5871 CONTINGENCY	500	0	0	0	0	0	0	0	0	0	0	0	500	5,667	5,167
5873 ELECT. REPAIRS, LIGHT	0	0	0	0	0	0	0	0	0	0	0	0	0	167	167
5877 ROOF REPAIRS/MAINTEN	1,677	28,873	0	0	0	0	0	0	0	0	0	0	30,550	12,500	(18,050)
5881 ACCESS CONTROL/GATE	402	0	0	0	0	0	0	0	0	0	0	0	402	350	(52)
5882 BOILER REPAIR/MAINT	303	1,657	0	0	0	0	0	0	0	0	0	0	1,959	2,083	124
5885 ELEVATOR - CONTRACT	1,542	1,542	0	0	0	0	0	0	0	0	0	0	3,084	2,833	(251)
5886 ELEVATOR REPAIRS/ MA	2,703	0	0	0	0	0	0	0	0	0	0	0	2,703	1,667	(1,037)
5890 WATER DAMAGE	1,670	15,056	0	0	0	0	0	0	0	0	0	0	16,726	6,500	(10,226)
<b>TOTAL REPAIRS &amp; MAIN</b>	<b>26,932</b>	<b>59,948</b>	<b>0</b>	<b>0</b>	<b>0</b>	<b>0</b>	<b>0</b>	<b>0</b>	<b>0</b>	<b>0</b>	<b>0</b>	<b>0</b>	<b>86,880</b>	<b>84,419</b>	<b>(2,460)</b>

**HARBOUR VISTA HOMEOWNERS ASSOCIATION**  
**STATEMENT OF INCOME AND EXPENSES**  
 Year End December 31, 2020  
 For The Period 01/01/20 To 02/29/20

	Jan	Feb	March	April	May	June	July	Aug	Sept	Oct	Nov	Dec	Total	Y-T-D Budget	Variance
<b>UTILITIES</b>															
6000 WATER	4,622	4,279	0	0	0	0	0	0	0	0	0	0	8,901	12,667	3,765
6005 GAS	6,581	4,700	0	0	0	0	0	0	0	0	0	0	11,281	10,667	(614)
6010 ELECTRICITY	4,722	4,915	0	0	0	0	0	0	0	0	0	0	9,637	10,333	696
6015 REFUSE DISPOSAL	4,589	4,538	0	0	0	0	0	0	0	0	0	0	9,127	10,333	1,206
6020 TELEPHONE	157	331	0	0	0	0	0	0	0	0	0	0	489	298	(191)
TOTAL UTILITIES	20,671	18,764	0	0	0	0	0	0	0	0	0	0	39,435	44,298	4,863
TOTAL OPERATING EXP	61,313	94,859	0	0	0	0	0	0	0	0	0	0	156,172	169,484	13,312
<b>RESERVES</b>															
9000 RESERVE CONTRIBUTIO	7,568	7,568	0	0	0	0	0	0	0	0	0	0	15,136	15,136	0
9002 RESERVE REPAYMENT	9,479	9,479	0	0	0	0	0	0	0	0	0	0	18,958	18,958	0
9010 RESERVE INTEREST	68	33	0	0	0	0	0	0	0	0	0	0	100	0	(100)
TOTAL RESERVES	17,114	17,080	0	0	0	0	0	0	0	0	0	0	34,194	34,094	(100)
TOTAL OPERATING EXP	78,428	111,938	0	0	0	0	0	0	0	0	0	0	190,366	203,578	13,212
NET SURPLUS/(DEFICIT)	24,408	1,619	0	0	0	0	0	0	0	0	0	0	26,027	0	26,027





**HARBOUR VISTA HOMEOWNERS ASSOCIATION**  
**RESERVE SCHEDULE - YEAR TO DATE**  
 Year End December 31, 2020  
 For The Period 01/01/20 To 02/29/20

	Beginning Balance at 01/01/20	-----Year to Date-----			Ending Balance at 02/29/20	Contributions Per Budget	Variance
		Contributions	Expenditures	Transfers			
3002 COMMON AREA	\$ 19,619.38	\$ 708.06	\$ -	\$ -	\$ 20,327.44	\$ 708.06	\$ -
3004 DECKS	28,066.33	1,012.92	0.00	0.00	29,079.25	1,012.92	0.00
3006 ELEVATOR	89,256.40	3,221.26	0.00	0.00	92,477.66	3,221.26	0.00
3008 FIRE EXTINGUISHERS	865.68	31.24	0.00	0.00	896.92	31.24	0.00
3010 RESERVE INTEREST	0.00	100.41	0.00	0.00	100.41	0.00	100.41
3012 GATE OPERATORS	1,242.30	44.84	0.00	0.00	1,287.14	44.84	0.00
3014 MAILBOXES	168.12	6.06	(43.52)	0.00	130.66	6.06	0.00
3016 PAINT	55,052.84	1,986.86	0.00	0.00	57,039.70	1,986.86	0.00
3018 PAVEMENT/STREETS/DRIVES	5,371.06	193.84	0.00	0.00	5,564.90	193.84	0.00
3020 POOL/SPA	15,623.29	563.84	0.00	0.00	16,187.13	563.84	0.00
3022 ROOFS	189,342.95	6,833.36	0.00	0.00	196,176.31	6,833.36	0.00
3024 STREET LIGHTS	5,711.86	206.14	0.00	0.00	5,918.00	206.14	0.00
3026 BOILERS	3,353.38	121.02	0.00	0.00	3,474.40	121.02	0.00
3028 BRIDGE	5,719.61	206.42	0.00	0.00	5,926.03	206.42	0.00
	<u>\$ 419,393.20</u>	<u>\$ 15,236.27</u>	<u>\$ (43.52)</u>	<u>\$ -</u>	<u>\$ 434,585.95</u>	<u>\$ 15,135.86</u>	<u>\$ 100.41</u>

HARBOUR VISTA HOMEOWNERS ASSOCIATION  
 A/R Aging Report  
 As of February 29, 2020

Account	Owner	Address	Status	Current	30 To 60 Days	61 To 91 Days	92+ Days	Prepaid	Balance
00005-1	Huddleston, Gre	16512 Blackbeard L #104		525.31	0.57	0.00	0.00	0.00	525.88
00007-1	Banach, Cindi	16512 Blackbeard L #106		0.00	0.00	0.00	0.00	570.43-	570.43-
00009-2	Fuentes, Mario	16512 Blackbeard L #200		0.00	0.00	0.00	0.00	581.39-	581.39-
00010-1	Gerard, Joshua	16512 Blackbeard L #201		0.00	0.00	0.00	0.00	581.39-	581.39-
00014-1	Savic, Nicole	16512 Blackbeard L #205	ACH	524.73	275.27	0.00	0.00	0.00	800.00
00015-1	Sound & Clean I	16512 Blackbeard L #206		0.00	0.00	0.00	0.00	1,028.60-	1,028.60-
00021-1	Briscoe Jr, Joh	16542 Blackbeard L #100		300.00	0.00	0.00	0.00	0.00	300.00
00027-1	Graham, Edward	16542 Blackbeard L #106		0.00	0.00	0.00	0.00	581.39-	581.39-
00028-1	Pedroni, Bruno	16542 Blackbeard L #107	ACH	581.39	118.61	0.00	0.00	0.00	700.00
00031-2	Lake, Veronica	16542 Blackbeard L #202		0.00	0.00	0.00	0.00	4,770.59-	4,770.59-
00040-1	Miller, Christo	16542 Blackbeard L #305		0.00	0.00	0.00	0.00	569.98-	569.98-
00046-1	Sneddon, Sharie	4852 Cabana Dr #105		0.00	0.00	0.00	0.00	569.98-	569.98-
00051-2	Wykoff, Hailey	4852 Cabana Dr #202		0.00	0.00	0.00	0.00	581.39-	581.39-
00052-1	Phelps, Kristin	4852 Cabana Dr #203		0.00	0.00	0.00	0.00	581.39-	581.39-
00053-2	Deitrick, Micha	4852 Cabana Dr #204		0.00	0.00	0.00	0.00	569.98-	569.98-
00055-1	Neira, Regina B	4852 Cabana Dr #206		634.19	570.91	0.00	0.00	0.00	1,205.10
00057-1	Yeh, Perry	4852 Cabana Dr #304		0.00	0.00	0.00	0.00	569.98-	569.98-
00061-1	Houston, Marc J	16521 Grunion Ln #100		0.00	0.00	0.00	0.00	581.39-	581.39-
00062-1	Wright TTE, Tis	16521 Grunion Ln #101	004-Attorney LH Col ItL	1,327.17	630.86	783.03	817.02	0.00	3,558.08
00066-1	Webel, Charles	16521 Grunion Ln #105	ACH	120.00	0.00	0.00	0.00	0.00	120.00
00069-1	Daniels, Michae	16521 Grunion Ln #200		0.00	0.00	0.00	0.00	1,162.78-	1,162.78-
00070-1	Koagel, Raymond	16521 Grunion Ln #201		0.00	0.00	0.00	0.00	581.39-	581.39-
00073-1	Morgan TTE, Cat	16521 Grunion Ln #204		0.00	0.00	0.00	0.00	569.98-	569.98-
00074-1	Felton, Ashley	16521 Grunion Ln #205		328.50	0.00	0.00	0.00	0.00	328.50
00079-1	Hommel, Eden	16521 Grunion Ln #304		0.00	0.00	0.00	0.00	569.98-	569.98-
00081-1	Gallagher, Alan	16551 Grunion Ln #100		0.00	0.00	0.00	0.00	65.70-	65.70-
00082-1	Eggerling, Chri	16551 Grunion Ln #101	ItL	651.10	803.07	666.40	1,994.24	0.00	4,114.81
00092-1	Liang, Jennifer	16551 Grunion Ln #203	ACH	88.80	0.00	0.00	0.00	0.00	88.80
00093-1	Medina, Yvonne	16551 Grunion Ln #204		0.00	0.00	0.00	0.00	5,701.06-	5,701.06-
00096-1	Peck, Barbara A	16551 Grunion Ln #207		610.46	0.00	0.00	0.00	0.00	610.46
00097-1	Branco TTE, Jam	16551 Grunion Ln #302		0.00	0.00	0.00	0.00	569.98-	569.98-
00100-1	Mitry, George	16551 Grunion Ln #305		0.00	0.00	0.00	0.00	369.98-	369.98-
00101-1	Santillo, Pier	16581 Grunion Ln #100		0.00	0.00	0.00	0.00	581.39-	581.39-
00103-1	Perlas, Carmeli	16581 Grunion Ln #102	PP	192.82	0.00	0.00	0.00	0.00	192.82
00106-1	Yaqubi, Yama	16581 Grunion Ln #105		598.48	0.00	0.00	0.00	0.00	598.48
00108-1	Martinez, Clint	16581 Grunion Ln #107		0.00	0.00	0.00	0.00	161.59-	161.59-
00109-2	Eichelberger, W	16581 Grunion Ln #200	ACH	101.39	0.00	0.00	0.00	0.00	101.39
00112-1	Somers, Mary	16581 Grunion Ln #203	ItL BK	709.60	702.58	695.62	9,714.20	0.00	11,822.00
00115-1	Beasley, Cheryl	16581 Grunion Ln #206		0.00	0.00	0.00	0.00	268.69-	268.69-
00124-1	Zheng, Zhenhua	4791 Lago Dr #103		0.00	0.00	0.00	0.00	615.11-	615.11-
00125-1	Step'n Inn Hold	4791 Lago Dr #104		0.00	0.00	0.00	0.00	1,088.59-	1,088.59-
00126-2	Lara, Alison Ly	4791 Lago Dr #105	IA ItL	570.06	722.83	610.71	574.96	0.00	2,478.56
00127-1	Becica, Jeff	4791 Lago Dr #106		0.00	0.00	0.00	0.00	655.28-	655.28-
00133-1	Barkai, Irene	4791 Lago Dr #204		550.97	0.00	0.00	0.00	0.00	550.97
00135-1	Peduzzi, Mike	4791 Lago Dr #206		0.00	0.00	0.00	0.00	775.58-	775.58-
00143-1	Morrish, Peggy	4831 Lago Dr #102		28.25	0.00	0.00	0.00	0.00	28.25
00148-1	Melvin, James	4831 Lago Dr #107		610.46	0.00	0.00	0.00	0.00	610.46
00150-2	Schwartz, Tina	4831 Lago Dr #201	ACH	581.39	581.39	581.39	2,404.84	0.00	4,149.01
00152-1	Kanarek, Paulin	4831 Lago Dr #203		0.00	0.00	0.00	0.00	600.00-	600.00-
00156-1	Florine, Dennis	4831 Lago Dr #207		0.00	0.00	0.00	0.00	2.10-	2.10-
00161-1	Peterson, Kent	4861 Lago Dr #100		610.46	0.00	0.00	0.00	0.00	610.46
00163-1	Geer, Dianna C	4861 Lago Dr #102		0.00	0.00	0.00	0.00	15.84-	15.84-

HARBOUR VISTA HOMEOWNERS ASSOCIATION  
 A/R Aging Report  
 As of February 29, 2020

Account	Owner	Address	Status	Current	30 To 60 Days	61 To 91 Days	92+ Days	Prepaid	Balance
00168-2	Nguyen, Thao Th	4861 Lago Dr #107		0.00	0.00	0.00	0.00	22.85-	22.85-
00170-1	Deangelo, Bianc	4861 Lago Dr #201		0.00	0.00	0.00	0.00	127.43-	127.43-
00175-1	Pearce, Frank C	4861 Lago Dr #206		0.00	0.00	0.00	0.00	50.87-	50.87-

Company Totals:

10,245.53	4,406.09	3,337.15	15,505.26	26,694.05-	6,799.98
=====	=====	=====	=====	=====	=====

Unit Count:

21	9	5	5	34	55
----	---	---	---	----	----

Total Recap	
Total Receivable	33,494.03
Total Prepaid	26,694.05-
-----	
Net Receivable	6,799.98
=====	

-----Flag Legend-----

ACH=ACH/EFT      ATY=Attorney      B\_Mem=Board Member      BK=Bankrupt      BPR=BK Prepetition      BPT=BK Post-petiti  
 Col=Collections      FC=Foreclosed      IA=Inactive      IntL=Intent to Lien      LH=Legal Hold      LN=Lien  
 PA=PreAttorney      PFC=Pre-Foreclose      PP=Payment Plan      SC=Small Claims

Accounts Payable Aging Report Including Prepaids

A G I N G      D A T E      02/29/20  
V E N D O R      R A N G E      A    T O    Z

Inv Date	Inv-No	Reference	Invoice Amt	Current	31-60 Days	61-90 Days	91+ Days
2020-ACCOUNTS PAYABLE							
Vendor No/Name: DON008-DB INSURANCE COMPANY, LTD							
02/15/20	DON02004	Pymt # of 10- Property Policy #CCP-1800210-01	2,699.11	2,699.11	.00	.00	.00
12/15/19	DON11005	Pymt # of 10- Property Policy #CCP-1800210-01	2,699.11	.00	.00	2,699.11	.00
		Total Vendor Outstanding:	5,398.22	2,699.11	.00	2,699.11	.00
		Grand Total Outstanding:	5,398.22	2,699.11	.00	2,699.11	.00

**HARBOUR VISTA HOMEOWNERS ASSOCIATION  
OTHER RECEIVABLES  
OTHER PAYABLES  
FOR THE MONTH OF FEBRUARY 2020**

**Account #1290 - Other Receivables**

	\$	-	
Total Other Receivables	\$	-	

**Account #1307 - Other Prepaid Expense**

Redhawk Fire   Fire Alarm Monthly Monitoring	03/20	\$ 540.00	5853
The Bug Man/Termite Protection Service	03/20 - 04/20	1,356.27	5865
Total Other Prepaid Expense		\$ 1,896.28	

**Account #2025 - Other Payables**

Estimated Collection Fees	02/20	\$ 340.00	1280
Estimated Landscape Maintenance	02/20	4,875.00	5200
Estimated Janitorial Service	01/20	350.00	5825
Estimated Pest Control	02/20	439.00	5845
Estimated Water	01/09 - 02/29	7,660.00	6000
Estimated Gas	01/20 - 02/29	7,210.00	6005
Estimated Electricity	02/12 - 02/29	2,750.00	6010
Estimated Telephone	01/15 - 02/29	180.00	6020
Total Other Payables		\$ 23,804.00	

Check Register For The Period: 02/01/20 to 02/29/20

Bank Acct: 1002-PACIFIC WESTERN - CHECKING

Check	Date	Typ	Vendor	Invoice	Amount	Reference	G/L Account
95	02/12/20	M	GAS001 GAS COMPANY	020120	5,030.05	12/17/19-01/16/20, #177-640-3137-7	6005-GAS
				Invoice Amount	5,030.05		
				Total Check Amt:	5,030.05		
					=====		
96	02/06/20	M	FRO001 FRONTIER COMMUNICATIONS	020120	61.52	01/13/20-02/12/20, #714-840-0836	6020-TELEPHONE
				Invoice Amount	61.52		
				Total Check Amt:	61.52		
					=====		
97	02/10/20	M	CIT012 CITY OF HUNTINGTON BEACH	020120	4,598.99	12/10/19-01/09/20, 5 Bills	6000-WATER
				Invoice Amount	4,598.99		
				Total Check Amt:	4,598.99		
					=====		
98	02/20/20	M	GAR001 REPUBLIC SERVICES #676	0605-000663031	3,533.17	Feb 20-Waste Removal	6015-REFUSE DISPOSAL
				Invoice Amount	3,533.17		
				Total Check Amt:	3,533.17		
					=====		
99	02/24/20	M	SOU014 SOUTHERN CALIFORNIA EDISO	020120	4,995.35	01/14/20-02/12/20, #2-05-649-3976	6010-ELECTRICITY
				Invoice Amount	4,995.35		
				Total Check Amt:	4,995.35		
					=====		
6609	02/06/20		AQU007 AQUATIC BALANCE, INC.	117439	253.81	Spa Pump Repair	5803-POOL /SPA EQUIP REPAIRS
				Invoice Amount	253.81		
				Total Check Amt:	253.81		
					=====		
6610	02/06/20		BEN007 BENRICH SERVICE INC	0C26612	675.13	4852 Cabana-Toilet Repair	5860-PLUMBING REPAIRS
				Invoice Amount	675.13		
				0C26474	678.88	4861 Lago Dr #103-Replaced Flame Sensor	5860-PLUMBING REPAIRS
				Invoice Amount	678.88		

Check Register For The Period: 02/01/20 to 02/29/20

Check	Date	Typ	Vendor	Invoice	Amount	Reference	G/L Account
				OC26530	199.50	16521 Grunion Ln #200-Shower Leak Repair	5860-PLUMBING REPAIRS
				Invoice Amount	199.50		
				OC26536	1,222.94	16542 Blackbeard Ln #107-Broiler Repair	5882-BOILER REPAIR/MAINT
				Invoice Amount	1,222.94		
				OC26558	333.46	16581 Grunion Ln #106-Leak Repair	5860-PLUMBING REPAIRS
				Invoice Amount	333.46		
				OC26570	433.61	4791 Lago Dr-Broiler Repair	5882-BOILER REPAIR/MAINT
				Invoice Amount	433.61		
				Total Check Amt:	3,543.52		
					=====		
6611	02/06/20		BER002 BERDING & WEIL, LLP	203821	770.00	Dec 19-Professional Services	5010-LEGAL FEES
				Invoice Amount	770.00		
				Total Check Amt:	770.00		
					=====		
6612	02/06/20		CHA004 ANTIS ROOFING & WATERPROO	00007662	87.00	16581 Grunion Ln #303-Replaced (1) Sheet of Plywoo	5877-ROOF REPAIRS/MAINTENANCE
				Invoice Amount	87.00		
				00007672	87.00	4861 Lago Dr #307-Replaced (1) Sheet of Plywood	5877-ROOF REPAIRS/MAINTENANCE
				Invoice Amount	87.00		
				00007942	490.00	16542 Blackbeard Ln #106-Moisture Intrusion Inspec	5877-ROOF REPAIRS/MAINTENANCE
				Invoice Amount	490.00		
				00007943	490.00	4861 Lago Dr #103-Moisture Intrusion Inspection	5877-ROOF REPAIRS/MAINTENANCE
				Invoice Amount	490.00		
				00007972	390.00	4852 Cabana Dr #204-Moisture Intrusion Inspection	5877-ROOF REPAIRS/MAINTENANCE
				Invoice Amount	390.00		
				00008049	390.00	16521 Grunion Ln #100-Moisture Intrusion Inspectio	5877-ROOF REPAIRS/MAINTENANCE
				Invoice Amount	390.00		

Check Register For The Period: 02/01/20 to 02/29/20

Check	Date	Typ	Vendor	Invoice	Amount	Reference	G/L Account
				00008096	490.00	16512 Blackbeard Ln #101-Moisture Intrustion Inspe	5877-ROOF REPAIRS/MAINTENANCE
				Invoice Amount	490.00		
				00008212	480.00	16581 Grunion Ln #304-Moisture Intrusion Inspectio	5877-ROOF REPAIRS/MAINTENANCE
				Invoice Amount	480.00		
				Total Check Amt:	2,904.00		
					=====		
6613	02/06/20		CLA003 POWERSTONE PROPERTY MGMT	CLA01003	2,916.67	Monthly Management Fee	5015-MANAGEMENT FEE
				Invoice Amount	2,916.67		
				Total Check Amt:	2,916.67		
					=====		
6614	02/06/20		COS001 COSTA MESA LOCK & KEY	84650	183.18	(10) Mdeco Ped Gate Keys	5020-OFFICE SUPPLIES
				Invoice Amount	183.18		
				Total Check Amt:	183.18		
					=====		
6615	02/06/20		DIV002 DIVERSIFIED WATERSCAPES,	10005098	2,125.00	Feb 20-Aquatic Management	5808-FOUNTAIN/WATERFALL MAINT
				Invoice Amount	2,125.00		
				Total Check Amt:	2,125.00		
					=====		
6616	02/06/20		ELE001 ROBERT MOSSER DBA	2156	115.00	(23) Phone & Name Change	6020-TELEPHONE
				Invoice Amount	115.00		
				2157	49.95	12/16/19-01/15/20-Cabana Cellular Service	6020-TELEPHONE
				Invoice Amount	49.95		
				2158	49.95	12/16/19-01/15/20-Grunion Cellular Service	6020-TELEPHONE
				Invoice Amount	49.95		
				Total Check Amt:	214.90		
					=====		
6617	02/06/20		ENV007 ENVIRO DIAGNOSTICS, LLC	200155	690.00	4831 Lago Dr #104-Mold Remediation Verification	5890-WATER DAMAGE
				Invoice Amount	690.00		



Check Register For The Period: 02/01/20 to 02/29/20

Check	Date	Typ	Vendor	Invoice	Amount	Reference	G/L Account
				Total Check Amt:	690.00		
					=====		
6618	02/06/20		HAN017 STEVE KARL HANN	010120	500.00	Built Metal Cage to Protect Gas Line	5871-CONTINGENCY
				Invoice Amount	500.00		
					-----		
				Total Check Amt:	500.00		
					=====		
6619	02/06/20		S.A001 S.A. LANDSCAPE, INC.	0000075	4,875.00	Jan 20-Landscape Maintenance	5200-LANDSCAPE CONTRACT SERVICE
					480.00		5210-LANDSCAPE EXTRAS
					621.00		5240-IRRIGATION REPAIRS
				Invoice Amount	5,976.00		
					-----		
				Total Check Amt:	5,976.00		
					=====		
6620	02/06/20		SHO009 SHOW & TELL PROP	4158	95.00	Replaced Grunion Spa Sign	5870-COMMON AREA MAINTENANCE
				SVCS OF			
				Invoice Amount	95.00		
					-----		
				4161	90.00	16512 Blackbeard-Replaced Broken Tile on Post	5870-COMMON AREA MAINTENANCE
				Invoice Amount	90.00		
					-----		
				4162	145.00	Replaced Faded Stop Sign	5870-COMMON AREA MAINTENANCE
				Invoice Amount	145.00		
					-----		
				Total Check Amt:	330.00		
					=====		
6621	02/06/20		SPE006 SPECTRUM PROPERTY SERVICE	17128	215.00	16581 Grunion #102-Water Damage Survey	5890-WATER DAMAGE
				Invoice Amount	215.00		
					-----		
				Total Check Amt:	215.00		
					=====		
6622	02/13/20		AQU007 AQUATIC BALANCE, INC.	117456	59.74	Chemicals	5807-POOL/SPA CHEMICALS
				Invoice Amount	59.74		
					-----		
				117457	120.13	Chemicals	5807-POOL/SPA CHEMICALS
				Invoice Amount	120.13		
					-----		
				117636	391.12	Feb 20-Pool Service/Chemicals	5800-CONTRACT POOL/SPA SERVICE
					128.62		5807-POOL/SPA CHEMICALS

Check Register For The Period: 02/01/20 to 02/29/20

Check	Date	Typ	Vendor	Invoice	Amount	Reference	G/L Account
				Invoice Amount	519.74		
				Total Check Amt:	699.61		
6623	02/13/20		BEN007 BENRICH SERVICE INC	OC26219	184.50	16521 Grunion Ln #303-Leak Repair	5860-PLUMBING REPAIRS
				Invoice Amount	184.50		
				Total Check Amt:	184.50		
6624	02/13/20		CLA003 POWERSTONE PROPERTY MGMT	020120	480.60 785.00 1,000.00	Jan20-Supply/Delinquency/Misc.Billing	5020-OFFICE SUPPLIES 2025-OTHER PAYABLES 5016-MANAGEMENT EXTRAS
				Invoice Amount	2,265.60		
				Total Check Amt:	2,265.60		
6625	02/13/20		DON008 DB INSURANCE COMPANY, LTD	DON01004	2,034.33	Pymt # of 10- Property Policy #CCP-1800210-01	1300-PREPAID INSURANCE
				Invoice Amount	2,034.33		
				Total Check Amt:	2,034.33		
6626	02/13/20		ELE001 ROBERT MOSSER DBA	2172	5.00	(1) Phone & Name Change	6020-TELEPHONE
				Invoice Amount	5.00		
				Total Check Amt:	5.00		
6627	02/13/20		JAM008 JAMES LE COURT PLUMBING	87855	950.00	4831 Lago Dr #104-Plumbing Repair	5860-PLUMBING REPAIRS
				Invoice Amount	950.00		
				Total Check Amt:	950.00		
6628	02/13/20		MAK003 KAVEH MAKOI	FORML-1151	655.00	2/5/20 Small Claims Lawsuit	5890-WATER DAMAGE
				Invoice Amount	655.00		
				Total Check Amt:	655.00		
6629	02/13/20		NEW001	749761	159.00	Jan 20-Pest Control	5845-PEST CONTROL

## Check Register For The Period: 02/01/20 to 02/29/20

Check	Date	Typ	Vendor	Invoice	Amount	Reference	G/L Account
			NEWPORT EXTERMINATING, IN		-----		
				Invoice Amount	159.00		
					-----		
				Total Check Amt:	159.00		
					=====		
6630	02/13/20		PER005	208399	74.81	Jan 20-Janitorial Supplies	5830-JANITORIAL SUPPLIES
			PERSONAL TOUCH CLEANING I		-----		
				Invoice Amount	74.81		
					-----		
				208400	350.00	Feb 20-Janitorial Service	5825-JANITORIAL SERVICE
					-----		
				Invoice Amount	350.00		
					-----		
				Total Check Amt:	424.81		
					=====		
6631	02/13/20		RED003	3319213	540.00	Feb 20-Monitoring	5853-FIRE ALARM MONITORING
			RED HAWK FIRE & SECURITY		-----		
				Invoice Amount	540.00		
					-----		
				3533054	535.00	Repaired Failed Transmission	5853-FIRE ALARM MONITORING
					-----		
				Invoice Amount	535.00		
					-----		
				Total Check Amt:	1,075.00		
					=====		
6632	02/13/20		SER003	207252	39.10	Unit #206-207-Repaired Hallway Light	5815-LIGHTING SUPPLIES
			HORIZON LIGHTING INC.		212.38		5817-LIGHTING/ ELECTRICAL REPAIRS
					-----		
				Invoice Amount	251.48		
					-----		
				207468	84.95	Jan 20-Lighting Maintenance/Supplies	5810-LIGHTING MAINTENANCE
					362.80		5815-LIGHTING SUPPLIES
					-----		
				Invoice Amount	447.75		
					-----		
				Total Check Amt:	699.23		
					=====		
6633	02/13/20		SPE006	17064	3,245.69	4861 Lago Dr #307-Mold Remediation	5890-WATER DAMAGE
			SPECTRUM PROPERTY SERVICE		-----		
				Invoice Amount	3,245.69		
					-----		
				17232	2,668.00	4831 Lago #104-Drywall Repairs	5890-WATER DAMAGE
					-----		
				Invoice Amount	2,668.00		
					-----		

Check Register For The Period: 02/01/20 to 02/29/20

Check	Date	Typ	Vendor	Invoice	Amount	Reference	G/L Account
				Total Check Amt:	5,913.69		
					=====		
6634	02/13/20		STR004	19998	1,005.00	Feb 20-Waste Control/Large Item Pick Up	6015-REFUSE DISPOSAL
				STRATEGIC SANITATION SVCS	-----		
				Invoice Amount	1,005.00		
					-----		
				Total Check Amt:	1,005.00		
					=====		
6635	02/20/20		AQU007	117872	305.38	Pool/Spa-Supplies, Service Chemical Feeder, Draine	5806-POOL/SPA SUPPLIES
				AQUATIC BALANCE, INC.	170.00		5807-POOL/SPA CHEMICALS
					-----		
				Invoice Amount	475.38		
					-----		
				117873	107.91	Pool/Spa-Chemicals	5807-POOL/SPA CHEMICALS
					-----		
				Invoice Amount	107.91		
					-----		
				117874	334.31	Replaced Filter Grids for Pool	5806-POOL/SPA SUPPLIES
					-----		
				Invoice Amount	334.31		
					-----		
				Total Check Amt:	917.60		
					=====		
6636	02/20/20		BEN007	OC26262	250.00	16542 Blackbeard Ln #200-Boiler Repair	5860-PLUMBING REPAIRS
				BENRICH SERVICE INC	-----		
				Invoice Amount	250.00		
					-----		
				OC26388	250.00	16512 Blackbeard Ln.#103-Repaired Boiler	5862-PLUMBING CONTRACT/SERVICE
					-----		
				Invoice Amount	250.00		
					-----		
				OC26632	199.50	16581 Grunion Ln #205-Toilet Repair	5860-PLUMBING REPAIRS
					-----		
				Invoice Amount	199.50		
					-----		
				OC26732	418.75	4861 Lago Dr.#105-Master Shower & Kitchen Sink Sto	5860-PLUMBING REPAIRS
					-----		
				Invoice Amount	418.75		
					-----		
				Total Check Amt:	1,118.25		
					=====		
6637	02/20/20		CHA004	00007906	9,517.00	16581 Grunion Ln.#102-Tile Removal & Chimney Cap R	5877-ROOF REPAIRS/MAINTENANCE
				ANTIS ROOFING & WATERPROO	-----		
				Invoice Amount	9,517.00		
					-----		
				00008117	5,865.00	4861 Lago Dr. #103-Roof Repair	5877-ROOF REPAIRS/MAINTENANCE
					-----		

Check Register For The Period: 02/01/20 to 02/29/20

Check	Date	Typ	Vendor	Invoice	Amount	Reference	G/L Account
				Invoice Amount	5,865.00		
				00008151	700.00	16581Grunion Ln.#102/302-Replaced Fascia Boards.	5877-ROOF REPAIRS/MAINTENANCE
				Invoice Amount	700.00		
				Total Check Amt:	16,082.00		
					=====		
6638	02/20/20		COS001	84747	183.18	(10) Medeco Pool Keys	5835-FOBS/LOCKS/KEYS
			COSTA MESA LOCK & KEY				
				Invoice Amount	183.18		
				Total Check Amt:	183.18		
					=====		
6639	02/20/20		ELE001	2180	401.50	Issued (10) Gate Remotes (Grunion)	5837-GATE REPAIRS
			ROBERT MOSSER DBA				
				Invoice Amount	401.50		
				Total Check Amt:	401.50		
					=====		
6640	02/20/20		HAR034	HAR02003	17,046.93	Monthly Reserve Contribution	1202-PACIFIC WESTERN - MONEY MARKET
			HARBOUR VISTA HOA				
				Invoice Amount	17,046.93		
				Total Check Amt:	17,046.93		
					=====		
6641	02/20/20		NEW001	749656	280.00	Jan 20-Rodent Control	5845-PEST CONTROL
			NEWPORT EXTERMINATING, IN				
				Invoice Amount	280.00		
				Total Check Amt:	280.00		
					=====		
6642	02/20/20		PER005	207826	167.92	Jan 20-Janitorial Service	5825-JANITORIAL SERVICE
			PERSONAL TOUCH CLEANING I				
				Invoice Amount	167.92		
				Total Check Amt:	167.92		
					=====		
6642	02/27/20	V	PER005	207826	167.92-	Jan 20-Janitorial Service	5825-JANITORIAL SERVICE
			PERSONAL TOUCH CLEANING I				
				Invoice Amount	167.92-		
				Total Check Amt:	167.92-		
					=====		

Check Register For The Period: 02/01/20 to 02/29/20

Check	Date	Typ	Vendor	Invoice	Amount	Reference	G/L Account
6643	02/20/20		S.A001	0000105	450.00	Lago/Parking Sp#60 & #61-Removed and Stump Grind (	5245-TREE MAINTENANCE
			S.A. LANDSCAPE, INC.		-----		
				Invoice Amount	450.00		
					-----		
				0000106	240.00	Bldg.#16521/Unit #103-Trimmed (2) Liquid Amber Tre	5245-TREE MAINTENANCE
					-----		
				Invoice Amount	240.00		
					-----		
				Total Check Amt:	690.00		
					=====		
6644	02/20/20		SER003	207773	135.85	Bldg.#16581-Replace Failed Photocell	5815-LIGHTING SUPPLIES
			HORIZON LIGHTING INC.		-----		
				Invoice Amount	135.85		
					-----		
				208314	628.13	Pond Timer Repairs	5817-LIGHTING/ ELECTRICAL REPAIRS
					-----		
				Invoice Amount	628.13		
					-----		
				Total Check Amt:	763.98		
					=====		
6645	02/26/20		CHA004	00007456	2,807.00	4861 Lago Dr. #307-Roof Repairs	5877-ROOF REPAIRS/MAINTENANCE
			ANTIS ROOFING & WATERPROO		-----		
				Invoice Amount	2,807.00		
					-----		
				00007458	4,030.00	16581 Grunion Lane #303-Roof Repairs	5877-ROOF REPAIRS/MAINTENANCE
					-----		
				Invoice Amount	4,030.00		
					-----		
				Total Check Amt:	6,837.00		
					=====		
6646	02/26/20		RED003	3319214	540.00	Mar 20-Monitoring	5853-FIRE ALARM MONITORING
			RED HAWK FIRE & SECURITY		-----		
				Invoice Amount	540.00		
					-----		
				Total Check Amt:	540.00		
					=====		
6647	02/26/20		SHO009	3444	3,050.00	Pool Deck Repairs	5877-ROOF REPAIRS/MAINTENANCE
			SHOW & TELL PROP SVCS OF		-----		
				Invoice Amount	3,050.00		
					-----		
				Total Check Amt:	3,050.00		
					=====		
6648	02/26/20		SPE006	17162	3,643.51		5890-WATER DAMAGE
			SPECTRUM PROPERTY SERVICE		-----		
				Invoice Amount	3,643.51		
					-----		

Check Register For The Period: 02/01/20 to 02/29/20

Check	Date	Typ	Vendor	Invoice	Amount	Reference	G/L Account
				17163	2,351.20	4831 Lago #104-Additional Mold Remediation	5890-WATER DAMAGE
				Invoice Amount	2,351.20		
				17198	1,588.00		5890-WATER DAMAGE
				Invoice Amount	1,588.00		
				Total Check Amt:	7,582.71		
				Grand Total Amt:	110,405.08		
				No of Checks Written:	46		

Balance Per Bank at 02/29/20 \$ 181,237.63

Deposit/Credits in Transit:

Date	Amount	Date	Amount
02/21/20	600.00	02/22/20	581.39
02/24/20	1,117.56	02/24/20	6,000.00
02/25/20	600.00	02/26/20	1,731.37
02/27/20	581.39	02/27/20	569.98
02/28/20	5,153.06	02/29/20	600.00

Total Deposits/Credits in Transit \$ 17,534.75

Less Outstanding Checks/Debits:

Check No	Date	Amount	Check No	Date	Amount
99	02/24/20	4,995.35	6569	01/09/20	75.32
6628	02/13/20	655.00	6635	02/20/20	917.60
6636	02/20/20	1,118.25	6637	02/20/20	16,082.00
6638	02/20/20	183.18	6639	02/20/20	401.50
6640	02/20/20	17,046.93	6641	02/20/20	280.00
6643	02/20/20	690.00	6644	02/20/20	763.98
6645	02/26/20	6,837.00	6646	02/26/20	540.00
6647	02/26/20	3,050.00	6648	02/26/20	7,582.71

Total Outstanding Checks/Debits \$( 61,218.82)

Reconciled Bank Balance \$ 137,553.56

Beginning General Ledger Balance at 02/01/20 \$ 128,982.78

Total Deposits/Credits 118,975.86

Total Checks/Debits ( 110,405.08)

Ending General Ledger Balance at 02/29/20 \$ 137,553.56

Reconciled Bank Balance \$ 137,553.56

Variance \$ 0.00





Last statement: January 23, 2020  
 This statement: February 23, 2020  
 Total days in statement period: 31

HARBOUR VISTA HOMEOWNERS ASSOCIATION INC  
 C/O POWERSTONE PROPERTY MANAGEMENT INC  
 OPERATING ACCOUNT  
 HOLD MAIL 2008  
 NEWPORT BEACH CA 92660

Page 1  
 1001679446  
 (46)

Direct inquiries to:  
 949 271-3000

Pacific Western Bank  
 19200 Von Karman Ave Ste 140  
 Irvine, CA 92612

## Analyzed Checking

Account number	1001679446	Beginning balance	\$147,270.83
Enclosures	46	Total additions	127,289.92
Low balance	\$118,680.62	Total subtractions	93,323.12
Average balance	\$154,077.80	Ending balance	\$181,237.63
Avg collected balance	\$154,077		

## CHECKS

Number	Date	Amount	Number	Date	Amount
6574	01-24	2,125.00	6610	02-13	3,543.52
6575	02-03	960.00	6611	02-12	770.00
6577 *	01-24	439.00	6612	02-11	2,904.00
6578	02-14	540.00	6613	02-10	2,916.67
6581 *	01-24	5,095.00	6614	02-19	183.18
6587 *	01-24	1,677.00	6615	02-11	2,125.00
6588	01-28	718.60	6616	02-21	214.90
6589	02-03	1,180.00	6617	02-14	690.00
6591 *	01-31	17,046.93	6618	02-13	500.00
6592	01-27	325.00	6619	02-11	5,976.00
6594 *	01-24	439.00	6620	02-18	330.00
6598 *	01-24	2,330.00	6621	02-19	215.00
6600 *	01-29	22.85	6622	02-20	699.61
6601	01-30	298.00	6623	02-19	184.50
6602	01-29	184.50	6624	02-14	2,265.60
6603	02-03	490.00	6625	02-19	2,034.33
6604	02-03	425.00	6626	02-21	5.00
6605	01-29	1,264.28	6627	02-21	950.00
6606	01-30	325.00	6629 *	02-20	159.00
6607	01-28	360.60	6630	02-19	424.81
6608	01-31	2,484.00	6631	02-21	1,075.00
6609	02-13	253.81	6632	02-19	699.23



HARBOUR VISTA HOMEOWNERS ASSOCIATION INC  
February 23, 2020

Page 2  
1001679446

Number	Date	Amount	Number	Date	Amount
6633	02-19	5,913.69	* Skip in check sequence		
6634	02-19	1,005.00			

**DEBITS**

Date	Description	Subtractions
01-27	' ACH Debit SO CALIF EDISON PAYMENTS 200127	5,331.78
01-28	' ACH Debit HUNTINGTON BEACH UTILITY 200128 5169582	845.39
01-28	' ACH Debit HUNTINGTON BEACH UTILITY 200128 5170365	858.56
01-28	' ACH Debit HUNTINGTON BEACH UTILITY 200128 5170680	919.35
01-28	' ACH Debit HUNTINGTON BEACH UTILITY 200128 5169821	981.32
01-28	' ACH Debit HUNTINGTON BEACH UTILITY 200128 5170485	994.37
02-03	' ACH Debit FRONTIER ONLINE E-BILL 200203	61.52
02-10	' ACH Debit SO CAL GAS PAID SCGC 200210	5,030.05
02-21	' ACH Debit REPUBLICSERVICES RSIBILLPAY 200221	3,533.17

**CREDITS**

Date	Description	Additions
01-24	' ACH Credit PAYLEASE.COM CREDIT 200124 153605824	1,200.00
01-27	' ACH Credit PAYLEASE.COM CREDIT 200127 153658729	569.98
01-27	' ACH Credit Powerstone ACH 200127 C314	590.00
01-28	' ACH Credit Powerstone ACH 200128 C314	1,117.56
01-28	' ACH Credit PayLease.com Settlement 200128 000007579845749	1,998.12



HARBOUR VISTA HOMEOWNERS ASSOCIATION INC  
February 23, 2020

Page 3  
1001679446

<b>Date</b>	<b>Description</b>	<b>Additions</b>
01-29	' ACH Credit HARBOUR VISTA HO DUES 200129	3,155.12
01-29	' ACH Credit Powerstone ACH 200129 C314	3,494.59
01-30	' ACH Credit Powerstone ACH 200130 C314	2,302.74
01-31	' Remote Deposit	113.00
01-31	' ACH Credit Powerstone ACH 200131 C314	3,340.79
02-03	' ACH Credit Powerstone ACH 200203 C314	1,709.94
02-04	' ACH Credit PAYLEASE.COM CREDIT 200204 155062308	569.98
02-04	' ACH Credit HARBOUR VISTA HO DUES 200204	1,768.46
02-04	' ACH Credit Powerstone ACH 200204 C314	2,259.07
02-04	' ACH Credit Powerstone ACH 200204 C314	3,397.90
02-05	' ACH Credit HARBOUR VISTA HO DUES 200205	1,162.78
02-05	' ACH Credit Powerstone ACH 200205 C314	8,421.57
02-06	' Courier Deposit	2,302.74
02-06	' ACH Credit PayLease.com Settlement 200206 000007670221929	1,686.41
02-06	' ACH Credit Powerstone ACH 200206 C314	2,857.49
02-06	' ACH Credit HARBOUR VISTA HO DUES 200206	25,937.73
02-07	' ACH Credit HARBOUR VISTA HO DUES 200207	645.61
02-07	' ACH Credit Powerstone ACH 200207 C314	1,117.56
02-07	' ACH Credit Powerstone ACH 200207 C314	5,673.88

HARBOUR VISTA HOMEOWNERS ASSOCIATION INC  
February 23, 2020

Page 4  
1001679446

Date	Description	Additions
02-10	' Courier Deposit	581.39
02-10	' ACH Credit PAYLEASE.COM CREDIT 200210 155954765	581.39
02-11	' ACH Credit HARBOUR VISTA HO DUES 200211	2,827.47
02-11	' ACH Credit Powerstone ACH 200211 C314	4,024.09
02-12	' ACH Credit Powerstone ACH 200212 C314	3,990.27
02-13	' ACH Credit Powerstone ACH 200213 C314	501.88
02-14	' ACH Credit Powerstone ACH 200214 C314	2,302.74
02-14	' ACH Credit Powerstone ACH 200214 C314	3,465.52
02-18	' ACH Credit HARBOUR VISTA HO DUES 200218	1,151.37
02-19	' ACH Credit HARBOUR VISTA HO DUES 200219	1,551.96
02-20	' Remote Deposit	25,000.00
02-20	' ACH Credit Powerstone ACH 200220 C314	569.98
02-20	' ACH Credit Powerstone ACH 200220 C314	2,778.86
02-21	' ACH Credit HARBOUR VISTA HO DUES 200221	569.98

**DAILY BALANCES**

Date	Amount	Date	Amount	Date	Amount
01-23	147,270.83	02-03	118,680.62	02-12	168,764.69
01-24	136,365.83	02-04	126,676.03	02-13	164,969.24
01-27	131,869.03	02-05	136,260.38	02-14	167,241.90
01-28	129,306.52	02-06	169,044.75	02-18	168,063.27
01-29	134,484.60	02-07	176,481.80	02-19	158,955.49
01-30	136,164.34	02-10	169,697.86	02-20	186,445.72
01-31	120,087.20	02-11	165,544.42	02-21	181,237.63



PACIFIC WESTERN BANK  
P.O. Box 131207  
Carlsbad, CA 92013-1207  
Return Service Requested

HARBOUR VISTA HOMEOWNERS ASSOCIATION INC  
February 23, 2020

Page 5  
1001679446

**OVERDRAFT/RETURN ITEM FEES**

	Total for this period	Total year-to-date
Total Overdraft Fees	\$0.00	\$0.00
Total Returned Item Fees	\$0.00	\$0.00

*Thank you for banking with Pacific Western Bank*

CHECK NO.	CHECK DATE	VENDOR NO.	HARBOUR VISTA HOA C/O POWERSTONE PROPERTY MGMT 9060 IRVINE CENTER DR #200 IRVINE CA 92618	PACIFIC WESTERN BANK 895 DOWE ST SUITE 100 NEWPORT BEACH CA 92660	006574
006574	01/09/20	DIV002			
**TWO THOUSAND ONE HUNDRED TWENTY-FIVE DOLLARS and 00 CENTS					CHECK AMOUNT \$****2,125.00
PAY TO THE ORDER OF	DIVERSIFIED WATERSCAPES, INC 27324 CAMINO CAPISTRANO #213 LAGUNA HIGUEL CA 92677				
THE BACK OF THIS CHECK MUST CONTAIN A TRUE "SECURITY" WATERMARK OR IS VOID					
*006574* *122238200* 1001679446*					

01/24/2020 6574 \$2,125.00

CHECK NO.	CHECK DATE	VENDOR NO.	HARBOUR VISTA HOA C/O POWERSTONE PROPERTY MGMT 9060 IRVINE CENTER DR #200 IRVINE CA 92618	PACIFIC WESTERN BANK 895 DOWE ST SUITE 100 NEWPORT BEACH CA 92660	006588
006588	01/16/20	ELB001			
**SEVEN HUNDRED EIGHTEEN DOLLARS and 60 CENTS					CHECK AMOUNT \$*****718.60
PAY TO THE ORDER OF	ROBERT MOSSER DBA ELECTRONIC DOOR & GATE 12692 NUTWOOD STREET B GARDEN GROVE CA 92840				
THE BACK OF THIS CHECK MUST CONTAIN A TRUE "SECURITY" WATERMARK OR IS VOID					
*006588* *122238200* 1001679446*					

01/28/2020 6588 \$718.60

CHECK NO.	CHECK DATE	VENDOR NO.	HARBOUR VISTA HOA C/O POWERSTONE PROPERTY MGMT 9060 IRVINE CENTER DR #200 IRVINE CA 92618	PACIFIC WESTERN BANK 895 DOWE ST SUITE 100 NEWPORT BEACH CA 92660	006575
006575	01/09/20	ENV007			
**NINE HUNDRED SIXTY DOLLARS and 00 CENTS					CHECK AMOUNT \$*****960.00
PAY TO THE ORDER OF	ENVIRO DIAGNOSTICS, LLC 3100 AIRWAY AVE., STE. 111 COSTA MESA CA 92626				
THE BACK OF THIS CHECK MUST CONTAIN A TRUE "SECURITY" WATERMARK OR IS VOID					
*006575* *122238200* 1001679446*					

02/03/2020 6575 \$960.00

CHECK NO.	CHECK DATE	VENDOR NO.	HARBOUR VISTA HOA C/O POWERSTONE PROPERTY MGMT 9060 IRVINE CENTER DR #200 IRVINE CA 92618	PACIFIC WESTERN BANK 895 DOWE ST SUITE 100 NEWPORT BEACH CA 92660	006589
006589	01/16/20	ENV007			
**ONE THOUSAND ONE HUNDRED EIGHTY DOLLARS and 00 CENTS					CHECK AMOUNT \$*****1,180.00
PAY TO THE ORDER OF	ENVIRO DIAGNOSTICS, LLC 3100 AIRWAY AVE., STE. 111 COSTA MESA CA 92626				
THE BACK OF THIS CHECK MUST CONTAIN A TRUE "SECURITY" WATERMARK OR IS VOID					
*006589* *122238200* 1001679446*					

02/03/2020 6589 \$1,180.00

CHECK NO.	CHECK DATE	VENDOR NO.	HARBOUR VISTA HOA C/O POWERSTONE PROPERTY MGMT 9060 IRVINE CENTER DR #200 IRVINE CA 92618	PACIFIC WESTERN BANK 895 DOWE ST SUITE 100 NEWPORT BEACH CA 92660	006577
006577	01/09/20	NEW001			
**FOUR HUNDRED THIRTY-NINE DOLLARS and 00 CENTS					CHECK AMOUNT \$*****439.00
PAY TO THE ORDER OF	NEWPORT EXTERMINATING, INC. 16661 MILLIKAN AVENUE IRVINE CA 92606				
THE BACK OF THIS CHECK MUST CONTAIN A TRUE "SECURITY" WATERMARK OR IS VOID					
*006577* *122238200* 1001679446*					

01/24/2020 6577 \$439.00

CHECK NO.	CHECK DATE	VENDOR NO.	HARBOUR VISTA HOA C/O POWERSTONE PROPERTY MGMT 9060 IRVINE CENTER DR #200 IRVINE CA 92618	PACIFIC WESTERN BANK 895 DOWE ST SUITE 100 NEWPORT BEACH CA 92660	006591
006591	01/16/20	HAR034			
**SEVENTEEN THOUSAND FORTY-SIX DOLLARS and 93 CENTS					CHECK AMOUNT \$***17,046.93
PAY TO THE ORDER OF	HARBOUR VISTA HOA C/O POWERSTONE PROPERTY MGMT 9060 IRVINE CENTER DR #200 IRVINE CA 92618				
THE BACK OF THIS CHECK MUST CONTAIN A TRUE "SECURITY" WATERMARK OR IS VOID					
*006591* *122238200* 1001679446*					

01/31/2020 6591 \$17,046.93

CHECK NO.	CHECK DATE	VENDOR NO.	HARBOUR VISTA HOA C/O POWERSTONE PROPERTY MGMT 9060 IRVINE CENTER DR #200 IRVINE CA 92618	PACIFIC WESTERN BANK 895 DOWE ST SUITE 100 NEWPORT BEACH CA 92660	006578
006578	01/09/20	RED003			
**FIVE HUNDRED FORTY DOLLARS and 00 CENTS					CHECK AMOUNT \$*****540.00
PAY TO THE ORDER OF	RED HAWK FIRE & SECURITY PO BOX 512250 LOS ANGELES CA 90051				
THE BACK OF THIS CHECK MUST CONTAIN A TRUE "SECURITY" WATERMARK OR IS VOID					
*006578* *122238200* 1001679446*					

02/14/2020 6578 \$540.00

CHECK NO.	CHECK DATE	VENDOR NO.	HARBOUR VISTA HOA C/O POWERSTONE PROPERTY MGMT 9060 IRVINE CENTER DR #200 IRVINE CA 92618	PACIFIC WESTERN BANK 895 DOWE ST SUITE 100 NEWPORT BEACH CA 92660	006592
006592	01/16/20	JAM008			
**THREE HUNDRED TWENTY-FIVE DOLLARS and 00 CENTS					CHECK AMOUNT \$*****325.00
PAY TO THE ORDER OF	JAMES LE COURT PLUMBING JHL ENTERPRISES INC. 27176 BURBANK FOOTHILL RANCH CA 92610				
THE BACK OF THIS CHECK MUST CONTAIN A TRUE "SECURITY" WATERMARK OR IS VOID					
*006592* *122238200* 1001679446*					

01/27/2020 6592 \$325.00

CHECK NO.	CHECK DATE	VENDOR NO.	HARBOUR VISTA HOA C/O POWERSTONE PROPERTY MGMT 9060 IRVINE CENTER DR #200 IRVINE CA 92618	PACIFIC WESTERN BANK 895 DOWE ST SUITE 100 NEWPORT BEACH CA 92660	006581
006581	01/09/20	SH0009			
**FIVE THOUSAND NINETY-FIVE DOLLARS and 00 CENTS					CHECK AMOUNT \$*****5,095.00
PAY TO THE ORDER OF	SHOW & TELL PROP SVCS OF CA DBA: SHOW & TELL PROPERTY SVCS 419 MAIN STREET #243 HUNTINGTON BEACH CA 92648				
THE BACK OF THIS CHECK MUST CONTAIN A TRUE "SECURITY" WATERMARK OR IS VOID					
*006581* *122238200* 1001679446*					

01/24/2020 6581 \$5,095.00

CHECK NO.	CHECK DATE	VENDOR NO.	HARBOUR VISTA HOA C/O POWERSTONE PROPERTY MGMT 9060 IRVINE CENTER DR #200 IRVINE CA 92618	PACIFIC WESTERN BANK 895 DOWE ST SUITE 100 NEWPORT BEACH CA 92660	006594
006594	01/16/20	NEW001			
**FOUR HUNDRED THIRTY-NINE DOLLARS and 00 CENTS					CHECK AMOUNT \$*****439.00
PAY TO THE ORDER OF	NEWPORT EXTERMINATING, INC. 16661 MILLIKAN AVENUE IRVINE CA 92606				
THE BACK OF THIS CHECK MUST CONTAIN A TRUE "SECURITY" WATERMARK OR IS VOID					
*006594* *122238200* 1001679446*					

01/24/2020 6594 \$439.00

CHECK NO.	CHECK DATE	VENDOR NO.	HARBOUR VISTA HOA C/O POWERSTONE PROPERTY MGMT 9060 IRVINE CENTER DR #200 IRVINE CA 92618	PACIFIC WESTERN BANK 895 DOWE ST SUITE 100 NEWPORT BEACH CA 92660	006587
006587	01/16/20	CHR004			
**ONE THOUSAND SIX HUNDRED SEVENTY-SEVEN DOLLARS and 00 CENTS					CHECK AMOUNT \$***1,677.00
PAY TO THE ORDER OF	ANTIS ROOFING & WATERPROOFING 2649 CAMPUS DRIVE IRVINE CA 92612				
THE BACK OF THIS CHECK MUST CONTAIN A TRUE "SECURITY" WATERMARK OR IS VOID					
*006587* *122238200* 1001679446*					

01/24/2020 6587 \$1,677.00

CHECK NO.	CHECK DATE	VENDOR NO.	HARBOUR VISTA HOA C/O POWERSTONE PROPERTY MGMT 9060 IRVINE CENTER DR #200 IRVINE CA 92618	PACIFIC WESTERN BANK 895 DOWE ST SUITE 100 NEWPORT BEACH CA 92660	006598
006598	01/16/20	SH0009			
**TWO THOUSAND THREE HUNDRED THIRTY DOLLARS and 00 CENTS					CHECK AMOUNT \$*****2,330.00
PAY TO THE ORDER OF	SHOW & TELL PROP SVCS OF CA DBA: SHOW & TELL PROPERTY SVCS 419 MAIN STREET #243 HUNTINGTON BEACH CA 92648				
THE BACK OF THIS CHECK MUST CONTAIN A TRUE "SECURITY" WATERMARK OR IS VOID					
*006598* *122238200* 1001679446*					

01/24/2020 6598 \$2,330.00

CHECK NO.	CHECK DATE	VENDOR NO.	HARBOUR VISTA HOA C/O POWERSTONE PROPERTY MGMT 9560 IRVINE CENTER DR #200 IRVINE CA 92618	PACIFIC WESTERN BANK 895 DOWE ST SUITE 100 NEWPORT BEACH CA 92660	006600
006600	01/23/20	00000166			
**TWENTY-TWO DOLLARS and 85 CENTS					CHECK AMOUNT *****22.85
PAY TO THE ORDER OF	Judy Molnar Marianne H Notter Executor 19802 Gloucester Lane Huntington Beach CA 92646				
THE BACK OF THIS CHECK MUST CONTAIN A TRUE "SECURITY" WATERMARK OR IS VOID					
⑈006600⑈ ⑆122238200⑆ 1001679446⑈					

01/29/2020 6600 \$22.85

CHECK NO.	CHECK DATE	VENDOR NO.	HARBOUR VISTA HOA C/O POWERSTONE PROPERTY MGMT 9560 IRVINE CENTER DR #200 IRVINE CA 92618	PACIFIC WESTERN BANK 895 DOWE ST SUITE 100 NEWPORT BEACH CA 92660	006606
006606	01/23/20	NEW001			
**THREE HUNDRED TWENTY-FIVE DOLLARS and 00 CENTS					CHECK AMOUNT *****325.00
PAY TO THE ORDER OF	NEWPORT EXTERMINATING, INC. 16661 MILLIKAN AVENUE IRVINE CA 92606				
THE BACK OF THIS CHECK MUST CONTAIN A TRUE "SECURITY" WATERMARK OR IS VOID					
⑈006606⑈ ⑆122238200⑆ 1001679446⑈					

01/30/2020 6606 \$325.00

CHECK NO.	CHECK DATE	VENDOR NO.	HARBOUR VISTA HOA C/O POWERSTONE PROPERTY MGMT 9560 IRVINE CENTER DR #200 IRVINE CA 92618	PACIFIC WESTERN BANK 895 DOWE ST SUITE 100 NEWPORT BEACH CA 92660	006601
006601	01/23/20	ACT006			
**TWO HUNDRED NINETY-EIGHT DOLLARS and 00 CENTS					CHECK AMOUNT *****298.00
PAY TO THE ORDER OF	ACTION DUCT CLEANING COMPANY 1719 N. BRIGANTINE LANE VILLA PARK CA 92667				
THE BACK OF THIS CHECK MUST CONTAIN A TRUE "SECURITY" WATERMARK OR IS VOID					
⑈006601⑈ ⑆122238200⑆ 1001679446⑈					

01/30/2020 6601 \$298.00

CHECK NO.	CHECK DATE	VENDOR NO.	HARBOUR VISTA HOA C/O POWERSTONE PROPERTY MGMT 9560 IRVINE CENTER DR #200 IRVINE CA 92618	PACIFIC WESTERN BANK 895 DOWE ST SUITE 100 NEWPORT BEACH CA 92660	006607
006607	01/23/20	SER003			
**THREE HUNDRED SIXTY DOLLARS and 60 CENTS					CHECK AMOUNT *****360.60
PAY TO THE ORDER OF	HORIZON LIGHTING INC. 2351 MCGRAW IRVINE CA 92614				
THE BACK OF THIS CHECK MUST CONTAIN A TRUE "SECURITY" WATERMARK OR IS VOID					
⑈006607⑈ ⑆122238200⑆ 1001679446⑈					

01/28/2020 6607 \$360.60

CHECK NO.	CHECK DATE	VENDOR NO.	HARBOUR VISTA HOA C/O POWERSTONE PROPERTY MGMT 9560 IRVINE CENTER DR #200 IRVINE CA 92618	PACIFIC WESTERN BANK 895 DOWE ST SUITE 100 NEWPORT BEACH CA 92660	006602
006602	01/23/20	BEN007			
**ONE HUNDRED EIGHTY-FOUR DOLLARS and 50 CENTS					CHECK AMOUNT *****184.50
PAY TO THE ORDER OF	BENRICH SERVICES INC 3190 AIRPORT LOOP DR. STE. G COSTA MESA CA 92626				
THE BACK OF THIS CHECK MUST CONTAIN A TRUE "SECURITY" WATERMARK OR IS VOID					
⑈006602⑈ ⑆122238200⑆ 1001679446⑈					

01/29/2020 6602 \$184.50

CHECK NO.	CHECK DATE	VENDOR NO.	HARBOUR VISTA HOA C/O POWERSTONE PROPERTY MGMT 9560 IRVINE CENTER DR #200 IRVINE CA 92618	PACIFIC WESTERN BANK 895 DOWE ST SUITE 100 NEWPORT BEACH CA 92660	006608
006608	01/23/20	SPZ006			
**TWO THOUSAND FOUR HUNDRED EIGHTY-FOUR DOLLARS and 00 CENTS					CHECK AMOUNT *****2,484.00
PAY TO THE ORDER OF	SPECTRUM PROPERTY SERVICES P.O. BOX 2402 LAGUNA HILLS CA 92654				
THE BACK OF THIS CHECK MUST CONTAIN A TRUE "SECURITY" WATERMARK OR IS VOID					
⑈006608⑈ ⑆122238200⑆ 1001679446⑈					

01/31/2020 6608 \$2,484.00

CHECK NO.	CHECK DATE	VENDOR NO.	HARBOUR VISTA HOA C/O POWERSTONE PROPERTY MGMT 9560 IRVINE CENTER DR #200 IRVINE CA 92618	PACIFIC WESTERN BANK 895 DOWE ST SUITE 100 NEWPORT BEACH CA 92660	006603
006603	01/23/20	ENV007			
**FOUR HUNDRED NINETY DOLLARS and 00 CENTS					CHECK AMOUNT *****490.00
PAY TO THE ORDER OF	ENVIRO DIAGNOSTICS, LLC 3100 AIRWAY AVE., STE. 111 COSTA MESA CA 92626				
THE BACK OF THIS CHECK MUST CONTAIN A TRUE "SECURITY" WATERMARK OR IS VOID					
⑈006603⑈ ⑆122238200⑆ 1001679446⑈					

02/03/2020 6603 \$490.00

CHECK NO.	CHECK DATE	VENDOR NO.	HARBOUR VISTA HOA C/O POWERSTONE PROPERTY MGMT 9560 IRVINE CENTER DR #200 IRVINE CA 92618	PACIFIC WESTERN BANK 895 DOWE ST SUITE 100 NEWPORT BEACH CA 92660	006609
006609	02/06/20	AQU007			
**TWO HUNDRED FIFTY-THREE DOLLARS and 81 CENTS					CHECK AMOUNT *****253.81
PAY TO THE ORDER OF	AQUATIC BALANCE, INC. 310 EAST GOETZ SANTA ANA CA 92707				
THE BACK OF THIS CHECK MUST CONTAIN A TRUE "SECURITY" WATERMARK OR IS VOID					
⑈006609⑈ ⑆122238200⑆ 1001679446⑈					

02/13/2020 6609 \$253.81

CHECK NO.	CHECK DATE	VENDOR NO.	HARBOUR VISTA HOA C/O POWERSTONE PROPERTY MGMT 9560 IRVINE CENTER DR #200 IRVINE CA 92618	PACIFIC WESTERN BANK 895 DOWE ST SUITE 100 NEWPORT BEACH CA 92660	006604
006604	01/23/20	JAM008			
**FOUR HUNDRED TWENTY-FIVE DOLLARS and 00 CENTS					CHECK AMOUNT *****425.00
PAY TO THE ORDER OF	JAMES LE COURT PLUMBING JEL ENTERPRISES INC. 272176 BURBANK FOOTHILL RANCH CA 92610				
THE BACK OF THIS CHECK MUST CONTAIN A TRUE "SECURITY" WATERMARK OR IS VOID					
⑈006604⑈ ⑆122238200⑆ 1001679446⑈					

02/03/2020 6604 \$425.00

CHECK NO.	CHECK DATE	VENDOR NO.	HARBOUR VISTA HOA C/O POWERSTONE PROPERTY MGMT 9560 IRVINE CENTER DR #200 IRVINE CA 92618	PACIFIC WESTERN BANK 895 DOWE ST SUITE 100 NEWPORT BEACH CA 92660	006610
006610	02/06/20	BEN007			
**THREE THOUSAND FIVE HUNDRED FORTY-THREE DOLLAR and 52 CENTS					CHECK AMOUNT *****3,543.52
PAY TO THE ORDER OF	BENRICH SERVICES INC 3190 AIRPORT LOOP DR. STE. G COSTA MESA CA 92626				
THE BACK OF THIS CHECK MUST CONTAIN A TRUE "SECURITY" WATERMARK OR IS VOID					
⑈006610⑈ ⑆122238200⑆ 1001679446⑈					

02/13/2020 6610 \$3,543.52

CHECK NO.	CHECK DATE	VENDOR NO.	HARBOUR VISTA HOA C/O POWERSTONE PROPERTY MGMT 9560 IRVINE CENTER DR #200 IRVINE CA 92618	PACIFIC WESTERN BANK 895 DOWE ST SUITE 100 NEWPORT BEACH CA 92660	006605
006605	01/23/20	KON001			
**ONE THOUSAND TWO HUNDRED SIXTY-FOUR DOLLARS and 28 CENTS					CHECK AMOUNT *****1,264.28
PAY TO THE ORDER OF	KONE INC. P.O. BOX 894156 LOS ANGELES CA 90189-4156				
THE BACK OF THIS CHECK MUST CONTAIN A TRUE "SECURITY" WATERMARK OR IS VOID					
⑈006605⑈ ⑆122238200⑆ 1001679446⑈					

01/29/2020 6605 \$1,264.28

CHECK NO.	CHECK DATE	VENDOR NO.	HARBOUR VISTA HOA C/O POWERSTONE PROPERTY MGMT 9560 IRVINE CENTER DR #200 IRVINE CA 92618	PACIFIC WESTERN BANK 895 DOWE ST SUITE 100 NEWPORT BEACH CA 92660	006611
006611	02/06/20	BEN002			
**SEVEN HUNDRED SEVENTY DOLLARS and 00 CENTS					CHECK AMOUNT *****770.00
PAY TO THE ORDER OF	BERDING & WEIL, L.L.C. 2175 N. CALIFORNIA BLVD. #500 WALNUT CREEK CA 94596				
THE BACK OF THIS CHECK MUST CONTAIN A TRUE "SECURITY" WATERMARK OR IS VOID					
⑈006611⑈ ⑆122238200⑆ 1001679446⑈					

02/12/2020 6611 \$770.00

CHECK NO.	CHECK DATE	VENDOR NO.	HARBOUR VISTA HOA C/O POWERSTONE PROPERTY MGMT 9060 IRVINE CENTER DR #200 IRVINE CA 92618	PACIFIC WESTERN BANK 895 DOWE ST SUITE 100 NEWPORT BEACH CA 92660	006612
006612	02/06/20	CHA004			
90-3820/1222					
**TWO THOUSAND NINE HUNDRED FOUR DOLLARS and 00 CENTS					
CHECK AMOUNT *****2,904.00					
PAY TO THE ORDER OF	ANTIS ROOFING & WATERPROOFING 2649 CAMPOS DRIVE IRVINE CA 92612				
THE BACK OF THIS CHECK MUST CONTAIN A TRUE "SECURITY" WATERMARK OR IS VOID					
*006612* ⑆122238 200⑆ 1001679446⑆					

02/11/2020 6612 \$2,904.00

CHECK NO.	CHECK DATE	VENDOR NO.	HARBOUR VISTA HOA C/O POWERSTONE PROPERTY MGMT 9060 IRVINE CENTER DR #200 IRVINE CA 92618	PACIFIC WESTERN BANK 895 DOWE ST SUITE 100 NEWPORT BEACH CA 92660	006618
006618	02/06/20	HAN017			
90-3820/1222					
**FIVE HUNDRED DOLLARS and 00 CENTS					
CHECK AMOUNT *****500.00					
PAY TO THE ORDER OF	STEVE KARL HANN 14692 Bol Aize St Irvine CA 92604				
THE BACK OF THIS CHECK MUST CONTAIN A TRUE "SECURITY" WATERMARK OR IS VOID					
*006618* ⑆122238 200⑆ 1001679446⑆					

02/13/2020 6618 \$500.00

CHECK NO.	CHECK DATE	VENDOR NO.	HARBOUR VISTA HOA C/O POWERSTONE PROPERTY MGMT 9060 IRVINE CENTER DR #200 IRVINE CA 92618	PACIFIC WESTERN BANK 895 DOWE ST SUITE 100 NEWPORT BEACH CA 92660	006613
006613	02/06/20	CLA003			
90-3820/1222					
**TWO THOUSAND NINE HUNDRED SIXTEEN DOLLARS and 67 CENTS					
CHECK AMOUNT *****2,916.67					
PAY TO THE ORDER OF	POWERSTONE PROPERTY MGMT 9060 IRVINE CENTER DRIVE #200 IRVINE CA 92618				
THE BACK OF THIS CHECK MUST CONTAIN A TRUE "SECURITY" WATERMARK OR IS VOID					
*006613* ⑆122238 200⑆ 1001679446⑆					

02/10/2020 6613 \$2,916.67

CHECK NO.	CHECK DATE	VENDOR NO.	HARBOUR VISTA HOA C/O POWERSTONE PROPERTY MGMT 9060 IRVINE CENTER DR #200 IRVINE CA 92618	PACIFIC WESTERN BANK 895 DOWE ST SUITE 100 NEWPORT BEACH CA 92660	006619
006619	02/06/20	S.A001			
90-3820/1222					
**FIVE THOUSAND NINE HUNDRED SEVENTY-SIX DOLLARS and 00 CENTS					
CHECK AMOUNT *****5,976.00					
PAY TO THE ORDER OF	S.A. LANDSCAPE, INC. 1407 E. EDINGER AVE. SANTA ANA CA 92705				
THE BACK OF THIS CHECK MUST CONTAIN A TRUE "SECURITY" WATERMARK OR IS VOID					
*006619* ⑆122238 200⑆ 1001679446⑆					

02/11/2020 6619 \$5,976.00

CHECK NO.	CHECK DATE	VENDOR NO.	HARBOUR VISTA HOA C/O POWERSTONE PROPERTY MGMT 9060 IRVINE CENTER DR #200 IRVINE CA 92618	PACIFIC WESTERN BANK 895 DOWE ST SUITE 100 NEWPORT BEACH CA 92660	006614
006614	02/06/20	COS091			
90-3820/1222					
**ONE HUNDRED EIGHTY-THREE DOLLARS and 18 CENTS					
CHECK AMOUNT *****183.18					
PAY TO THE ORDER OF	COSTA MESA LOCK & KEY 1093 W. BAKER SUITE #C COSTA MESA CA 92626				
THE BACK OF THIS CHECK MUST CONTAIN A TRUE "SECURITY" WATERMARK OR IS VOID					
*006614* ⑆122238 200⑆ 1001679446⑆					

02/19/2020 6614 \$183.18

CHECK NO.	CHECK DATE	VENDOR NO.	HARBOUR VISTA HOA C/O POWERSTONE PROPERTY MGMT 9060 IRVINE CENTER DR #200 IRVINE CA 92618	PACIFIC WESTERN BANK 895 DOWE ST SUITE 100 NEWPORT BEACH CA 92660	006620
006620	02/06/20	SH0009			
90-3820/1222					
**THREE HUNDRED THIRTY DOLLARS and 00 CENTS					
CHECK AMOUNT *****330.00					
PAY TO THE ORDER OF	SHOW & TELL PROP SVCS OF CA JDA, SHOW & TELL PROPERTY SVCS 419 MAIN STREET #243 HUNTINGTON BEACH CA 92648				
THE BACK OF THIS CHECK MUST CONTAIN A TRUE "SECURITY" WATERMARK OR IS VOID					
*006620* ⑆122238 200⑆ 1001679446⑆					

02/18/2020 6620 \$330.00

CHECK NO.	CHECK DATE	VENDOR NO.	HARBOUR VISTA HOA C/O POWERSTONE PROPERTY MGMT 9060 IRVINE CENTER DR #200 IRVINE CA 92618	PACIFIC WESTERN BANK 895 DOWE ST SUITE 100 NEWPORT BEACH CA 92660	006615
006615	02/06/20	DIV002			
90-3820/1222					
**TWO THOUSAND ONE HUNDRED TWENTY-FIVE DOLLARS and 00 CENTS					
CHECK AMOUNT *****2,125.00					
PAY TO THE ORDER OF	DIVERSIFIED WATERSCAPES, INC 27324 CAMINO CAPISTRANO #213 LAGUNA NIGUEL CA 92677				
THE BACK OF THIS CHECK MUST CONTAIN A TRUE "SECURITY" WATERMARK OR IS VOID					
*006615* ⑆122238 200⑆ 1001679446⑆					

02/11/2020 6615 \$2,125.00

CHECK NO.	CHECK DATE	VENDOR NO.	HARBOUR VISTA HOA C/O POWERSTONE PROPERTY MGMT 9060 IRVINE CENTER DR #200 IRVINE CA 92618	PACIFIC WESTERN BANK 895 DOWE ST SUITE 100 NEWPORT BEACH CA 92660	006621
006621	02/06/20	SPE006			
90-3820/1222					
**TWO HUNDRED FIFTEEN DOLLARS and 00 CENTS					
CHECK AMOUNT *****215.00					
PAY TO THE ORDER OF	SPECTRUM PROPERTY SERVICES P.O. BOX 2402 LAGUNA HILLS CA 92654				
THE BACK OF THIS CHECK MUST CONTAIN A TRUE "SECURITY" WATERMARK OR IS VOID					
*006621* ⑆122238 200⑆ 1001679446⑆					

02/19/2020 6621 \$215.00

CHECK NO.	CHECK DATE	VENDOR NO.	HARBOUR VISTA HOA C/O POWERSTONE PROPERTY MGMT 9060 IRVINE CENTER DR #200 IRVINE CA 92618	PACIFIC WESTERN BANK 895 DOWE ST SUITE 100 NEWPORT BEACH CA 92660	006616
006616	02/06/20	ELB001			
90-3820/1222					
**TWO HUNDRED FOURTEEN DOLLARS and 90 CENTS					
CHECK AMOUNT *****214.90					
PAY TO THE ORDER OF	ROBERT MOSSER DBA ELECTRONIC DOOR & GATE 12692 NUTWOOD STREET B GARDEN GROVE CA 92840				
THE BACK OF THIS CHECK MUST CONTAIN A TRUE "SECURITY" WATERMARK OR IS VOID					
*006616* ⑆122238 200⑆ 1001679446⑆					

02/21/2020 6616 \$214.90

CHECK NO.	CHECK DATE	VENDOR NO.	HARBOUR VISTA HOA C/O POWERSTONE PROPERTY MGMT 9060 IRVINE CENTER DR #200 IRVINE CA 92618	PACIFIC WESTERN BANK 895 DOWE ST SUITE 100 NEWPORT BEACH CA 92660	006622
006622	02/13/20	AQU007			
90-3820/1222					
**SIX HUNDRED NINETY-NINE DOLLARS and 61 CENTS					
CHECK AMOUNT *****699.61					
PAY TO THE ORDER OF	AQUATIC BALANCE, INC. 310 EAST GOETZ SANTA ANA CA 92707				
THE BACK OF THIS CHECK MUST CONTAIN A TRUE "SECURITY" WATERMARK OR IS VOID					
*006622* ⑆122238 200⑆ 1001679446⑆					

02/20/2020 6622 \$699.61

CHECK NO.	CHECK DATE	VENDOR NO.	HARBOUR VISTA HOA C/O POWERSTONE PROPERTY MGMT 9060 IRVINE CENTER DR #200 IRVINE CA 92618	PACIFIC WESTERN BANK 895 DOWE ST SUITE 100 NEWPORT BEACH CA 92660	006617
006617	02/06/20	ENV007			
90-3820/1222					
**SIX HUNDRED NINETY DOLLARS and 00 CENTS					
CHECK AMOUNT *****690.00					
PAY TO THE ORDER OF	ENVIRO DIAGNOSTICS, LLC 3100 AIRWAY AVE., STR. 111 COSTA MESA CA 92626				
THE BACK OF THIS CHECK MUST CONTAIN A TRUE "SECURITY" WATERMARK OR IS VOID					
*006617* ⑆122238 200⑆ 1001679446⑆					

02/14/2020 6617 \$690.00

CHECK NO.	CHECK DATE	VENDOR NO.	HARBOUR VISTA HOA C/O POWERSTONE PROPERTY MGMT 9060 IRVINE CENTER DR #200 IRVINE CA 92618	PACIFIC WESTERN BANK 895 DOWE ST SUITE 100 NEWPORT BEACH CA 92660	006623
006623	02/13/20	BEN007			
90-3820/1222					
**ONE HUNDRED EIGHTY-FOUR DOLLARS and 50 CENTS					
CHECK AMOUNT *****184.50					
PAY TO THE ORDER OF	BENRICH SERVICE INC 3190 AIRPORT LOOP DR. STE. G COSTA MESA CA 92626				
THE BACK OF THIS CHECK MUST CONTAIN A TRUE "SECURITY" WATERMARK OR IS VOID					
*006623* ⑆122238 200⑆ 1001679446⑆					

02/19/2020 6623 \$184.50



CHECK NO.	CHECK DATE	VENDOR NO.	HARBOUR VISTA HOA C/O POWERSTONE PROPERTY MGMT 9060 IRVINE CENTER DR #200 IRVINE CA 92618	PACIFIC WESTERN BANK 895 DOWE ST SUITE 100 NEWPORT BEACH CA 92660	006624
006624	02/13/20	CLA003			
**TWO THOUSAND TWO HUNDRED SIXTY-FIVE DOLLARS and 60 CENTS					CHECK AMOUNT \$****2,265.60
PAY TO THE ORDER OF FOMERSTONE PROPERTY MGMT 9060 IRVINE CENTER DRIVE #200 IRVINE CA 92618			<i>Pista Brandy</i>		
THE BACK OF THIS CHECK MUST CONTAIN A TRUE "SECURITY" WATERMARK OR IS VOID @006624* 11222382001 1001679446*					

02/14/2020 6624 \$2,265.60

CHECK NO.	CHECK DATE	VENDOR NO.	HARBOUR VISTA HOA C/O POWERSTONE PROPERTY MGMT 9060 IRVINE CENTER DR #200 IRVINE CA 92618	PACIFIC WESTERN BANK 895 DOWE ST SUITE 100 NEWPORT BEACH CA 92660	006631
006631	02/13/20	RRD003			
**ONE THOUSAND SEVENTY-FIVE DOLLARS and 00 CENTS					CHECK AMOUNT \$****1,075.00
PAY TO THE ORDER OF RED HAWK FIRE & SECURITY PO BOX 512250 LOS ANGELES CA 90051			<i>Pista Brandy</i>		
THE BACK OF THIS CHECK MUST CONTAIN A TRUE "SECURITY" WATERMARK OR IS VOID @006631* 11222382001 1001679446*					

02/21/2020 6631 \$1,075.00

CHECK NO.	CHECK DATE	VENDOR NO.	HARBOUR VISTA HOA C/O POWERSTONE PROPERTY MGMT 9060 IRVINE CENTER DR #200 IRVINE CA 92618	PACIFIC WESTERN BANK 895 DOWE ST SUITE 100 NEWPORT BEACH CA 92660	006625
006625	02/13/20	DON008			
**TWO THOUSAND THIRTY-FOUR DOLLARS and 33 CENTS					CHECK AMOUNT \$****2,034.33
PAY TO THE ORDER OF DB INSURANCE COMPANY, LTD PO BOX 513885 LOS ANGELES CA 90051-3885			<i>Pista Brandy</i>		
THE BACK OF THIS CHECK MUST CONTAIN A TRUE "SECURITY" WATERMARK OR IS VOID @006625* 11222382001 1001679446*					

02/19/2020 6625 \$2,034.33

CHECK NO.	CHECK DATE	VENDOR NO.	HARBOUR VISTA HOA C/O POWERSTONE PROPERTY MGMT 9060 IRVINE CENTER DR #200 IRVINE CA 92618	PACIFIC WESTERN BANK 895 DOWE ST SUITE 100 NEWPORT BEACH CA 92660	006632
006632	02/13/20	SER003			
**SIX HUNDRED NINETY-NINE DOLLARS and 23 CENTS					CHECK AMOUNT \$*****699.23
PAY TO THE ORDER OF HORIZON LIGHTING INC. 2351 McGAW IRVINE CA 92614			<i>Pista Brandy</i>		
THE BACK OF THIS CHECK MUST CONTAIN A TRUE "SECURITY" WATERMARK OR IS VOID @006632* 11222382001 1001679446*					

02/19/2020 6632 \$699.23

CHECK NO.	CHECK DATE	VENDOR NO.	HARBOUR VISTA HOA C/O POWERSTONE PROPERTY MGMT 9060 IRVINE CENTER DR #200 IRVINE CA 92618	PACIFIC WESTERN BANK 895 DOWE ST SUITE 100 NEWPORT BEACH CA 92660	006626
006626	02/13/20	ELB001			
**FIVE DOLLARS and 00 CENTS					CHECK AMOUNT \$*****5.00
PAY TO THE ORDER OF ROBERT MOSSER DBA ELECTRONIC DOOR & GATE 12892 NUTWOOD STREET B GARDEN GROVE CA 92840			<i>Pista Brandy</i>		
THE BACK OF THIS CHECK MUST CONTAIN A TRUE "SECURITY" WATERMARK OR IS VOID @006626* 11222382001 1001679446*					

02/21/2020 6626 \$5.00

CHECK NO.	CHECK DATE	VENDOR NO.	HARBOUR VISTA HOA C/O POWERSTONE PROPERTY MGMT 9060 IRVINE CENTER DR #200 IRVINE CA 92618	PACIFIC WESTERN BANK 895 DOWE ST SUITE 100 NEWPORT BEACH CA 92660	006633
006633	02/13/20	SPE006			
**FIVE THOUSAND NINE HUNDRED THIRTEEN DOLLARS and 69 CENTS					CHECK AMOUNT \$****5,913.69
PAY TO THE ORDER OF SPECTRUM PROPERTY SERVICES P.O. BOX 2402 LAGUNA HILLS CA 92654			<i>Pista Brandy</i>		
THE BACK OF THIS CHECK MUST CONTAIN A TRUE "SECURITY" WATERMARK OR IS VOID @006633* 11222382001 1001679446*					

02/19/2020 6633 \$5,913.69

CHECK NO.	CHECK DATE	VENDOR NO.	HARBOUR VISTA HOA C/O POWERSTONE PROPERTY MGMT 9060 IRVINE CENTER DR #200 IRVINE CA 92618	PACIFIC WESTERN BANK 895 DOWE ST SUITE 100 NEWPORT BEACH CA 92660	006627
006627	02/13/20	JAM008			
**NINE HUNDRED FIFTY DOLLARS and 00 CENTS					CHECK AMOUNT \$*****950.00
PAY TO THE ORDER OF JAMES LE COURT PLUMBING JLM ENTERPRISES INC. 27176 BURBANK FOOTHILL RANCH CA 92610			<i>Pista Brandy</i>		
THE BACK OF THIS CHECK MUST CONTAIN A TRUE "SECURITY" WATERMARK OR IS VOID @006627* 11222382001 1001679446*					

02/21/2020 6627 \$950.00

CHECK NO.	CHECK DATE	VENDOR NO.	HARBOUR VISTA HOA C/O POWERSTONE PROPERTY MGMT 9060 IRVINE CENTER DR #200 IRVINE CA 92618	PACIFIC WESTERN BANK 895 DOWE ST SUITE 100 NEWPORT BEACH CA 92660	006634
006634	02/13/20	STR004			
**ONE THOUSAND FIVE DOLLARS and 00 CENTS					CHECK AMOUNT \$****1,005.00
PAY TO THE ORDER OF STRATEGIC SANITATION SVCS 25801 ORRERO DRIVE #11 MISSION VIEJO CA 92691			<i>Pista Brandy</i>		
THE BACK OF THIS CHECK MUST CONTAIN A TRUE "SECURITY" WATERMARK OR IS VOID @006634* 11222382001 1001679446*					

02/19/2020 6634 \$1,005.00

CHECK NO.	CHECK DATE	VENDOR NO.	HARBOUR VISTA HOA C/O POWERSTONE PROPERTY MGMT 9060 IRVINE CENTER DR #200 IRVINE CA 92618	PACIFIC WESTERN BANK 895 DOWE ST SUITE 100 NEWPORT BEACH CA 92660	006629
006629	02/13/20	NEW001			
**ONE HUNDRED FIFTY-NINE DOLLARS and 00 CENTS					CHECK AMOUNT \$*****159.00
PAY TO THE ORDER OF NEWPORT EXTERMINATING, INC. 16661 MILLIKAN AVENUE IRVINE CA 92606			<i>Pista Brandy</i>		
THE BACK OF THIS CHECK MUST CONTAIN A TRUE "SECURITY" WATERMARK OR IS VOID @006629* 11222382001 1001679446*					

02/20/2020 6629 \$159.00

CHECK NO.	CHECK DATE	VENDOR NO.	HARBOUR VISTA HOA C/O POWERSTONE PROPERTY MGMT 9060 IRVINE CENTER DR #200 IRVINE CA 92618	PACIFIC WESTERN BANK 895 DOWE ST SUITE 100 NEWPORT BEACH CA 92660	006630
006630	02/13/20	PER005			
**FOUR HUNDRED TWENTY-FOUR DOLLARS and 81 CENTS					CHECK AMOUNT \$****424.81
PAY TO THE ORDER OF PERSONAL TOUCH CLEANING INC. 3531 E. MIRALOMA AVE. SUITE B ANAHEIM CA 92806			<i>Pista Brandy</i>		
THE BACK OF THIS CHECK MUST CONTAIN A TRUE "SECURITY" WATERMARK OR IS VOID @006630* 11222382001 1001679446*					

02/19/2020 6630 \$424.81

**HARBOUR VISTA HOMEOWNERS ASSOCIATION  
RESERVES SAVINGS RECONCILIATION  
FOR THE MONTH OF FEBRUARY 2020**

Pacific Western Bank	1001679453		\$ 195,180.64
Balance per statement:	2/23/2020		
Activities:		Reserve Repayment Contribution	17,046.93
			-
Sub total:			\$ 212,227.57
Sunwest Bank	301070365		
Balance per statement	2/27/2020		\$ 50,000.00
Activities:			-
Sub total			\$ 50,000.00
Sunwest Bank	301070365		
Balance per statement	7/31/2019		\$ 27,475.84
Activities:		1/20 Transfer from Sunwest to Dep Placement	50,000.00
		Interest Transfers and Interest Capitalization From Money Market	18.05
Sub total			\$ 77,493.89
ENDING BALANCE:			\$ 339,721.46
BEGINNING BALANCE:	General Ledger		\$ 322,649.66
Deposits:		Reserve Repayment Contribution	17,046.93
Interest:		Pacific Western Bank	22.75
		Sunwest Bank	2.12
Withdrawals:			-
ENDING BALANCE:	General Ledger		\$ 339,721.46



PACIFIC WESTERN BANK  
P.O. Box 131207  
Carlsbad, CA 92013-1207  
Return Service Requested

Last statement: January 23, 2020  
This statement: February 23, 2020  
Total days in statement period: 31

HARBOUR VISTA HOMEOWNERS ASSOCIATION INC  
C/O POWERSTONE PROPERTY MANAGEMENT INC  
RESERVE ACCOUNT  
HOLD MAIL 2008  
NEWPORT BEACH CA 92660

Page 1  
1001679453  
( 1)

Direct inquiries to:  
949 271-3000

Pacific Western Bank  
19200 Von Karman Ave Ste 140  
Irvine, CA 92612

### Business MMA Analyzed

Account number	1001679453	Beginning balance	\$178,154.48
Enclosures	1	Total additions	17,069.68
Low balance	\$178,154.48	Total subtractions	43.52
Average balance	\$191,333.85	Ending balance	\$195,180.64
Avg collected balance	\$191,333		
Interest paid year to date	\$46.62		

### CHECKS

<u>Number</u>	<u>Date</u>	<u>Amount</u>	<u>Number</u>	<u>Date</u>	<u>Amount</u>
1020	02-11	43.52			

### CREDITS

<u>Date</u>	<u>Description</u>	<u>Additions</u>
01-31	Remote Deposit	17,046.93
02-23	Interest Credit	22.75

### DAILY BALANCES

<u>Date</u>	<u>Amount</u>	<u>Date</u>	<u>Amount</u>	<u>Date</u>	<u>Amount</u>
01-23	178,154.48	02-11	195,157.89		
01-31	195,201.41	02-23	195,180.64		

### INTEREST INFORMATION

Annual percentage yield earned	0.14%
Interest-bearing days	31
Average balance for APY	\$191,333.85
Interest earned	\$22.75



PACIFIC WESTERN BANK  
P.O. Box 131207  
Carlsbad, CA 92013-1207  
Return Service Requested


HARBOUR VISTA HOMEOWNERS ASSOCIATION INC  
February 23, 2020

Page 2  
1001679453

**OVERDRAFT/RETURN ITEM FEES**

	Total for this period	Total year-to-date
Total Overdraft Fees	\$0.00	\$0.00
Total Returned Item Fees	\$0.00	\$0.00

*Thank you for banking with Pacific Western Bank*

CHECK NO.	CHECK DATE	VENDOR NO.	HARBOUR VISTA HOA	001020
001020	01/09/20	00000020	C/O PEDESTAL PROPERTY MGMT 1000 BRIVE CENTER DR #200 HUNTINGTON BEACH CA 92649	PACIFIC WESTERN BANK 895 DOWE ST SUITE 100 NEWPORT BEACH CA 92660
			**FORTY-THREE DOLLARS and 52 CENTS	99-3810/1222
PAY TO THE ORDER OF			Mary L Williams 16512 Blackbeard Ln #307 Huntington Beach CA 92649	CHECK AMOUNT *****43.52
				
⑈001020⑈ ⑆122238200⑆ 1001679453⑈				

02/11/2020 1020 \$43.52



2050 Main Street, Suite 300  
Irvine, CA 92614

## Statement Ending 02/27/2020

HARBOUR VISTA HOA INC

Page 1 of 4





Account Number: XXXXXX0365

### RETURN SERVICE REQUESTED

>000003 4120223 0001 093105 10Z 20

HARBOUR VISTA HOA INC  
C/O POWERSTONE PROPERTY MGMT  
9060 IRVINE CENTER DR STE 200  
IRVINE CA 92618-4623

### Managing Your Accounts

	Branch Name	Sunwest Bank
	Branch Number	(800)330-9890
	Mailing Address	2050 Main Street, Suite 300 Irvine, CA 92614
	Website	www.SunwestBank.com



### Summary of Accounts



Have you made the switch to e-statements yet? Going paperless isn't only good for the planet, it's also a good way to stay organized by keeping all your statements in one place! If you have a consumer account, simply login to online banking, select *profile*, then scroll down to *electronic statements* and click *edit*. If you have a commercial account, call us at 800-330-9890 to get started.

Account Type	Account Number	Ending Balance
HOA SUPER SAVINGS	XXXXXX0365	\$50,000.00

## HOA SUPER SAVINGS-XXXXXX0365

### Account Summary

Date	Description	Amount
01/28/2020	Beginning Balance	\$50,000.00
	1 Credit(s) This Period	\$2.12
	1 Debit(s) This Period	\$2.12
02/27/2020	Ending Balance	\$50,000.00

### Interest Summary

Description	Amount
Annual Percentage Yield Earned	0.05%
Interest Days	31
Interest Earned	\$2.12
Interest Paid This Period	\$2.12
Interest Paid Year-to-Date	\$4.24
Minimum Balance	\$50,000.00
Average Ledger Balance	\$50,000.00

### Other Credits

Date	Description	Amount
02/27/2020	INTEREST	\$2.12

### Other Debits

Date	Description	Amount
02/27/2020	TRANSFER TO DEP PLACEMENT MMA ACCOUNT 601007681	\$2.12

### Daily Balances

Date	Amount
02/27/2020	\$50,000.00



Please examine immediately and report if incorrect. If no error report is received within 30 days (unless otherwise required by law) the account will be considered correct.



00001000 000000 400000 0220214 00000



## IMPORTANT INFORMATION ABOUT YOUR CONSTANT CASH ACCOUNT

Your Constant Cash account will be charged with (1) all principal sums loaned there under and (2) **FINANCE CHARGES** as of each account statement date. **FINANCE CHARGES** for credit advances under your account begin to accrue on the date credit advances are posted to your account. *This means that there is no "free ride period" which would allow you to avoid a FINANCE CHARGE on your credit advances.* A daily **FINANCE CHARGE** will be imposed on all credit advances from the date of each credit advance based on the "daily balance" method. To get the daily balance, we take the beginning balance of your account each day, add any new advances and subtract any payments or credits and any unpaid **FINANCE CHARGES**. This gives us the "daily balance". Any **FINANCE CHARGE** is determined by applying the "Periodic Rate" shown on the front of this statement. Then we add together the periodic **FINANCE CHARGES** for each day in the billing cycle. This is your **FINANCE CHARGE** calculated by applying the periodic rate. Said Periodic Rate results in the **ANNUAL PERCENTAGE RATE** shown on the front of this statement, which applies to all unpaid balances. The **NEW BALANCE** shown on your statement represents the ending balance of your Constant Cash account on your statement date plus your **FINANCE CHARGE**.

## WHAT TO DO IF YOU THINK YOU FIND A MISTAKE ON YOUR STATEMENT

If you think there is an error on your statement, write to us at: Sunwest Bank - Note Department, 2050 Main Street, Suite 300, Irvine, CA 92614. In your letter, give us the following information:

- *Account Information:* Your name and account number
- *Dollar Amount:* The dollar amount of the suspected error
- *Description of Problem:* If you think there is an error on your bill, describe what you believe is wrong and why you believe it is a mistake.

You must contact us within 60 days after the error appeared on your statement

You must notify us of any potential errors in writing. You may call us, but if you do we are not required to investigate any potential errors and you may have to pay the amount in question.

While we investigate whether or not there has been an error, the following are true:

- We cannot try to collect the amount in question, or report you as delinquent on that amount.
- The charge in question may remain on your statement, and we may continue to charge you interest on that amount. But, if we determine that we made a mistake, you will not have to pay the amount in question or any interest or other fees related to that amount.
- While you do not have to pay the amount in question, you are responsible for the remainder of the balance.
- We can apply any unpaid amount against your credit limit.

## THE SECTION BELOW APPLIES ONLY TO CONSUMER ACCOUNTS AS DEFINED BY REGULATION E

Please examine immediately and report if incorrect. If no reply is received within 60 days the account will be considered correct.

## IN CASE OF ERRORS OR QUESTIONS ABOUT YOUR ELECTRONIC TRANSFERS

In case of errors or questions about your electronic transfers, telephone us at 800.330.9890 or write us at 2050 Main Street, Suite 100, Irvine, CA 92614. If you think your statement or receipt is wrong or if you need more information about a transfer listed on the statement or receipt. We must hear from you no later than 60 days after we sent the **FIRST** statement on which the problem or error appeared.

1. Tell us your name and account number (if any).
2. Describe the error or the transfer you are unsure about, and explain as clearly as you can why you believe it is an error or why you need more information.
3. Tell us the dollar amount of the suspected error.

If you tell us orally, we may require that you send us your complaint or question in writing within 10 business days. We will determine whether an error occurred within 10 business days after we hear from you and will correct any error promptly. If we need more time, however, we may take up to 45 days to investigate your complaint or question. If we decide to do this, we will credit your account within 10 business days\* for the amount you think is in error, so that you will have the use of the money during the time it takes us to complete our investigation. If we ask you to put your complaint or question in writing and we do not receive it within 10 business days, we may not credit your account.

For errors involving new accounts, point-of-sale, or foreign initiated transactions, we may take up to 90 days to investigate your complaint or question. For new accounts we may take up to 20 business days to credit your account for the amount you think is in error. We will tell you the results within three business days after completing our investigation. If we decide that there was an error, we will send you a written explanation.

You may ask for copies of the documents that we used in our investigation.

\*Disputed transactions involving your VISA Check Card will be given provisional credit within five business days of your notification to us.



**HOA SUPER SAVINGS-XXXXXX0365 (continued)**

**Overdraft and Returned Item Fees**

	Total for this period	Total year-to-date	Previous year-to-date
Total Overdraft Fees	\$0.00	\$0.00	\$0.00
Total Returned Item Fees	\$0.00	\$0.00	\$0.00





THIS PAGE LEFT INTENTIONALLY BLANK

**DETAILED ACCOUNT OVERVIEW**

**Account ID:** \*\*\*\*\*365  
**Account Title:** HARBOUR VISTA HOA INC

**Account Summary – Savings**

Statement Period	July 1 – July 31, 2019
Previous Period Ending Balance	\$27,470.36
Total Program Deposits	1.99
Total Program Withdrawals	(0.00)
Interest Paid	3.49
Taxes Withheld	(0.00)
<b>Current Period Ending Balance</b>	<b>\$27,475.84</b>
Average Daily Balance	\$27,470.67
Interest Rate at End of Statement Period	0.15%
Statement Period Yield	0.15%

**Account Transaction Detail**

<b>Date</b>	<b>Activity Type</b>	<b>Amount</b>	<b>Balance</b>
07/29/2019	Deposit	\$1.99	\$27,472.35
07/31/2019	Interest Capitalization	3.49	27,475.84

**Year To Date Summary**

YTD Interest Paid	\$23.87
YTD Taxes Withheld	0.00

**Summary of Balances as of July 31, 2019**

<b>FDIC-Insured Institution</b>	<b>City/State</b>	<b>FDIC Cert No.</b>	<b>Balance</b>
Bank of China	New York, NY	33653	\$27,475.84

Sunwest Bank  
2050 Main Street  
Suite 300  
Irvine, CA 92614

Date 07/31/2019  
Page 1 of 2

HARBOUR VISTA HOA INC  
2603 MAIN STREET  
SUITE 500  
IRVINE, CA 92614

Subject: ICS Monthly Statement

The following information is a summary of activity in your ICS® account(s) for the month of July 2019 and the list of FDIC-insured institution(s) that hold your deposits as of the date indicated. These deposits have been placed by us, as your agent and custodian, in deposit accounts through the ICS, or Insured Cash Sweep®, service. Should you have any questions, please contact us at **714-730-4444**.

**Summary of Accounts Reflecting Placement Through ICS**

<b>Account ID</b>	<b>Deposit Option</b>	<b>Interest Rate</b>	<b>Opening Balance</b>	<b>Ending Balance</b>
*****365	Savings	0.15%	\$27,470.36	\$27,475.84
<b>TOTAL</b>			<b>\$27,470.36</b>	<b>\$27,475.84</b>

03/13/20  
12:00:15

C314 HARBOUR VISTA HOMEOWNERS ASSOCIATION  
GENERAL LEDGER TRIAL BALANCE  
Period:02/01/20 To 02/29/20

User SS1  
Page 1

All Accounts Selected  
With Detail

Account No	Description	Beginning	Debit	Credit	Net	Running/Ending
Trx Date	Source Reference	Balance			Change	Balance
1002 -	PACIFIC WESTERN - CHECKING	128,982.78			0.00	128,982.78
02/02/20	ACHEFT A/R:Online ACH/EFT Transactions (Batch:	1,768.46	1,168.46		1,168.46	130,151.24
02/03/20	CASHRC BANK ACCOUNT 1002		8,421.57		8,421.57	138,572.81
02/03/20	CASHRC Bank Account 1002		569.98		569.98	139,142.79
02/03/20	ACHEFT A/R:Online ACH/EFT Transactions (Batch:	1,162.78	1,162.78		1,162.78	140,305.57
02/04/20	CASHRC BANK ACCOUNT 1002		2,857.49		2,857.49	143,163.06
02/05/20	CASHRC BANK ACCOUNT 1002		5,673.88		5,673.88	148,836.94
02/05/20	CASHRC Bank Account 1002		1,686.41		1,686.41	150,523.35
02/05/20	CASHRC BANK ACCOUNT 1002		2,302.74		2,302.74	152,826.09
02/05/20	ACHEFT A/R:ACH/EFT Transactions		25,937.73		25,937.73	178,763.82
02/05/20	ACHEFT A/R:Online ACH/EFT Transactions (Batch:	645.61	645.61		645.61	179,409.43
02/06/20	CASHRC BANK ACCOUNT 1002		1,117.56		1,117.56	180,526.99
02/06/20	CD0120 Cash Disb - Ck No:000096 to 000096			61.52	61.52-	180,465.47
02/06/20	CD0220 Cash Disb - Ck No:006609 to 006621			20,622.08	20,622.08-	159,843.39
02/07/20	CASHRC BANK ACCOUNT 1002		581.39		581.39	160,424.78
02/07/20	CASHRC BANK ACCOUNT 1002		4,024.09		4,024.09	164,448.87
02/07/20	CASHRC Bank Account 1002		581.39		581.39	165,030.26
02/07/20	ACHEFT A/R:Online ACH/EFT Transactions (Batch:	2,827.47	569.98		569.98	165,600.24
02/09/20	ACHEFT A/R:Online ACH/EFT Transactions (Batch:	2,827.47	581.39		581.39	166,181.63
02/10/20	CASHRC BANK ACCOUNT 1002		3,990.27		3,990.27	170,171.90
02/10/20	CD0220 Cash Disb - Ck No:000097 to 000097			4,598.99	4,598.99-	165,572.91
02/10/20	ACHEFT A/R:Online ACH/EFT Transactions (Batch:	2,827.47	1,676.10		1,676.10	167,249.01
02/11/20	CASHRC BANK ACCOUNT 1002		501.88		501.88	167,750.89
02/12/20	CASHRC BANK ACCOUNT 1002		2,302.74		2,302.74	170,053.63
02/12/20	CD0120 Cash Disb - Ck No:000095 to 000095			5,030.05	5,030.05-	165,023.58
02/13/20	CASHRC BANK ACCOUNT 1002		3,465.52		3,465.52	168,489.10
02/13/20	CD0220 Cash Disb - Ck No:006622 to 006634			16,070.77	16,070.77-	152,418.33
02/13/20	ACHEFT A/R:Online ACH/EFT Transactions (Batch:	1,151.37	581.39		581.39	152,999.72
02/14/20	ACHEFT A/R:Online ACH/EFT Transactions (Batch:	1,151.37	569.98		569.98	153,569.70
02/14/20	ACHEFT A/R:Online ACH/EFT Transactions (Batch:	1,551.96	1,071.96		1,071.96	154,641.66
02/15/20	CASHRC BANK ACCOUNT 1002		2,778.86		2,778.86	157,420.52
02/17/20	ACHEFT A/R:Online ACH/EFT Transactions (Batch:	1,551.96	480.00		480.00	157,900.52
02/19/20	CASHRC BANK ACCOUNT 1002		569.98		569.98	158,470.50
02/19/20	ACHEFT A/R:Online ACH/EFT Transactions (Batch:	569.98	569.98		569.98	159,040.48
02/20/20	CD0220 Cash Disb - Ck No:006635 to 006644			37,651.36	37,651.36-	121,389.12
02/20/20	CASHRC Bank Account 1002		25,000.00		25,000.00	146,389.12
02/20/20	CD0220 Cash Disb - Ck No:000098 to 000098			3,533.17	3,533.17-	142,855.95
02/21/20	ACHEFT A/R:Online ACH/EFT Transactions (Batch:	1,181.39	600.00		600.00	143,455.95
02/22/20	ACHEFT A/R:Online ACH/EFT Transactions (Batch:	1,181.39	581.39		581.39	144,037.34
02/24/20	CASHRC BANK ACCOUNT 1002		1,117.56		1,117.56	145,154.90
02/24/20	CASHRC Bank Account 1002		6,000.00		6,000.00	151,154.90
02/24/20	CD0220 Cash Disb - Ck No:000099 to 000099			4,995.35	4,995.35-	146,159.55
02/25/20	CASHRC BANK ACCOUNT 1002		600.00		600.00	146,759.55
02/26/20	CASHRC BANK ACCOUNT 1002		1,731.37		1,731.37	148,490.92
02/26/20	CD0220 Cash Disb - Ck No:006645 to 006648			18,009.71	18,009.71-	130,481.21
02/27/20	VD0220 VOID: 02/27/2020		167.92		167.92	130,649.13
02/27/20	CASHRC Bank Account 1002		569.98		569.98	131,219.11

03/13/20  
12:00:15

C314 HARBOUR VISTA HOMEOWNERS ASSOCIATION  
G E N E R A L L E D G E R T R I A L B A L A N C E  
Period:02/01/20 To 02/29/20

User SS1  
Page 2

Account No	Description	Beginning	Debit	Credit	Net	Running/Ending
Trx Date	Source Reference	Balance			Change	Balance
02/27/20	ACHEFT A/R:Online ACH/EFT Transactions (Batch:	581.39	581.39		581.39	131,800.50
02/28/20	CASHRC BANK ACCOUNT 1002		5,153.06		5,153.06	136,953.56
02/29/20	ACHEFT A/R:Online ACH/EFT Transactions (Batch:	1,169.98	600.00		600.00	137,553.56
Account Totals		128,982.78	119,143.78	110,573.00	8,570.78	137,553.56
-----						
1008 - SUNWEST BANK - CHECKING		76,650.87			0.00	76,650.87
Account Totals		76,650.87			0.00	76,650.87
-----						
1202 - PACIFIC WESTERN - MONEY MARKET		195,157.89			0.00	195,157.89
02/15/20	006640 HAR034-HAR02003-Monthly Reserve Contribution		17,046.93		17,046.93	212,204.82
02/29/20	003 Record Pacific Western Interest		22.75		22.75	212,227.57
Account Totals		195,157.89	17,069.68		17,069.68	212,227.57
-----						
1205 - SUNWEST BANK - MONEY MARKET		50,000.00			0.00	50,000.00
Account Totals		50,000.00			0.00	50,000.00
-----						
1206 - SUNWEST BANK - ICS		77,491.77			0.00	77,491.77
02/29/20	004 Record Sunwest Interest		2.12		2.12	77,493.89
Account Totals		77,491.77	2.12		2.12	77,493.89
-----						
1270 - INTEREST RECEIVABLE - RESERVES		64.86			0.00	64.86
02/01/20	007 Record Interest Receivable			64.86	64.86-	0.00
02/29/20	007 Record Interest Receivable		72.85		72.85	72.85
Account Totals		64.86	72.85	64.86	7.99	72.85
-----						
1275 - DUE (TO)/FROM OPERATING		104,270.64			0.00	104,270.64
02/29/20	008 Record Reserve Repayment			9,479.00	9,479.00-	94,791.64
Account Totals		104,270.64		9,479.00	9,479.00-	94,791.64
-----						
1280 - ACCOUNTS RECEIVABLE		61,977.63			0.00	61,977.63
02/01/20	001 Record Prepaid Assessments			32,207.61	32,207.61-	29,770.02
02/01/20	PMBILL P/M BILLING 02/01/20		101,788.92		101,788.92	131,558.94
02/02/20	ACHEFT A/R:Online ACH/EFT Transactions (Batch:	1,768.46		1,168.46	1,168.46-	130,390.48
02/03/20	CASHRC ACCOUNTS RECEIVABLES 1280			8,421.57	8,421.57-	121,968.91
02/03/20	CASHRC Accounts Receivable 1280			569.98	569.98-	121,398.93

03/13/20  
12:00:15

C314 HARBOUR VISTA HOMEOWNERS ASSOCIATION  
GENERAL LEDGER TRIAL BALANCE  
Period:02/01/20 To 02/29/20

User SS1  
Page 3

Account No	Description	Beginning	Debit	Credit	Net	Running/Ending
Trx Date	Source Reference	Balance			Change	Balance
02/03/20	ACHEFT A/R:Online ACH/EFT Transactions (Batch:	1,162.78		1,162.78	1,162.78-	120,236.15
02/04/20	CASHRC ACCOUNTS RECEIVABLES 1280			2,857.49	2,857.49-	117,378.66
02/04/20	ARCOLL Collections:Late Letter 02/04/20		30.00		30.00	117,408.66
02/05/20	CASHRC ACCOUNTS RECEIVABLES 1280			5,673.88	5,673.88-	111,734.78
02/05/20	CASHRC Accounts Receivable 1280			1,686.41	1,686.41-	110,048.37
02/05/20	CASHRC ACCOUNTS RECEIVABLES 1280			2,302.74	2,302.74-	107,745.63
02/05/20	ACHEFT A/R:ACH/EFT Transactions			25,937.73	25,937.73-	81,807.90
02/05/20	ACHEFT A/R:Online ACH/EFT Transactions (Batch:	645.61		645.61	645.61-	81,162.29
02/06/20	CASHRC ACCOUNTS RECEIVABLES 1280			1,117.56	1,117.56-	80,044.73
02/06/20	ARADJ A/R ADJ 0000016201 Vio Fee Reversal: Wood Lattic			200.00	200.00-	79,844.73
02/06/20	ARADJ A/R ADJ 0000016201 Vio Fee Reversal: Bath Damage			1,708.07	1,708.07-	78,136.66
02/07/20	CASHRC ACCOUNTS RECEIVABLES 1280			581.39	581.39-	77,555.27
02/07/20	CASHRC ACCOUNTS RECEIVABLES 1280			4,024.09	4,024.09-	73,531.18
02/07/20	CASHRC Accounts Receivable 1280			581.39	581.39-	72,949.79
02/07/20	ACHEFT A/R:Online ACH/EFT Transactions (Batch:	2,827.47		569.98	569.98-	72,379.81
02/09/20	ACHEFT A/R:Online ACH/EFT Transactions (Batch:	2,827.47		581.39	581.39-	71,798.42
02/10/20	CASHRC ACCOUNTS RECEIVABLES 1280			3,990.27	3,990.27-	67,808.15
02/10/20	ARADJ A/R ADJ 0000008701 Waive 1/15 Late Charge			29.07	29.07-	67,779.08
02/10/20	ACHEFT A/R:Online ACH/EFT Transactions (Batch:	2,827.47		1,676.10	1,676.10-	66,102.98
02/11/20	CASHRC ACCOUNTS RECEIVABLES 1280			501.88	501.88-	65,601.10
02/12/20	CASHRC ACCOUNTS RECEIVABLES 1280			2,302.74	2,302.74-	63,298.36
02/13/20	CASHRC ACCOUNTS RECEIVABLES 1280			3,465.52	3,465.52-	59,832.84
02/13/20	ACHEFT A/R:Online ACH/EFT Transactions (Batch:	1,151.37		581.39	581.39-	59,251.45
02/13/20	ARADJ A/R ADJ 0000005501 Late Letter		30.00		30.00	59,281.45
02/13/20	ARADJ A/R ADJ 0000003102 Late Letter		30.00		30.00	59,311.45
02/14/20	ACHEFT A/R:Online ACH/EFT Transactions (Batch:	1,151.37		569.98	569.98-	58,741.47
02/14/20	ACHEFT A/R:Online ACH/EFT Transactions (Batch:	1,551.96		1,071.96	1,071.96-	57,669.51
02/15/20	CASHRC ACCOUNTS RECEIVABLES 1280			2,778.86	2,778.86-	54,890.65
02/15/20	LATCHG A/R LATE CHARGE POST 02/19/20		397.90		397.90	55,288.55
02/15/20	LATCHG A/R LATE CHARGE POST 02/19/20 Interest on Bal fwd		501.46		501.46	55,790.01
02/17/20	ACHEFT A/R:Online ACH/EFT Transactions (Batch:	1,551.96		480.00	480.00-	55,310.01
02/19/20	CASHRC ACCOUNTS RECEIVABLES 1280			569.98	569.98-	54,740.03
02/19/20	ACHEFT A/R:Online ACH/EFT Transactions (Batch:	569.98		569.98	569.98-	54,170.05
02/20/20	CASHRC Accounts Receivable 1280			25,000.00	25,000.00-	29,170.05
02/20/20	ARADJ A/R ADJ 0000002501 Waive Late Charge			751.05	751.05-	28,419.00
02/20/20	ARADJ A/R ADJ 0000002501 Waive Interest Charges			4,305.20	4,305.20-	24,113.80
02/21/20	ACHEFT A/R:Online ACH/EFT Transactions (Batch:	1,181.39		600.00	600.00-	23,513.80
02/22/20	ACHEFT A/R:Online ACH/EFT Transactions (Batch:	1,181.39		581.39	581.39-	22,932.41
02/24/20	CASHRC ACCOUNTS RECEIVABLES 1280			1,117.56	1,117.56-	21,814.85
02/24/20	CASHRC Accounts Receivable 1280			6,000.00	6,000.00-	15,814.85
02/25/20	CASHRC ACCOUNTS RECEIVABLES 1280			600.00	600.00-	15,214.85
02/25/20	ARADJ A/R ADJ 0000010902 Credit Late Charge			29.07	29.07-	15,185.78
02/26/20	CASHRC ACCOUNTS RECEIVABLES 1280			1,731.37	1,731.37-	13,454.41
02/26/20	ARADJ A/R ADJ 0000006201 Lien Resolution Fee		50.00		50.00	13,504.41
02/26/20	ARADJ A/R ADJ 0000006201 Lien Fee		250.00		250.00	13,754.41
02/26/20	ARADJ A/R ADJ 0000006201 Add'l Lien Fee		50.00		50.00	13,804.41
02/26/20	ARADJ A/R ADJ 0000006201 Lien Recording Fee		90.00		90.00	13,894.41
02/26/20	ARADJ A/R ADJ 0000006201 Reverse Lien Fees			300.00	300.00-	13,594.41
02/26/20	ARADJ A/R ADJ 0000006201 Reverse Lien Resolution			50.00	50.00-	13,544.41

03/13/20  
12:00:15

C314 HARBOUR VISTA HOMEOWNERS ASSOCIATION  
GENERAL LEDGER TRIAL BALANCE  
Period:02/01/20 To 02/29/20

User SS1  
Page 4

Account No	Description	Beginning	Debit	Credit	Net	Running/Ending
Trx Date	Source Reference	Balance			Change	Balance
02/26/20	ARADJ A/R ADJ 0000006201 Reverse Recording Fee			90.00	90.00-	13,454.41
02/27/20	CASHRC Accounts Receivable 1280			569.98	569.98-	12,884.43
02/27/20	ARADJ A/R ADJ 0000006201 Atty Prep Package		250.00		250.00	13,134.43
02/27/20	ACHEFT A/R:Online ACH/EFT Transactions (Batch: 581.39	581.39		581.39	581.39-	12,553.04
02/28/20	CASHRC ACCOUNTS RECEIVABLES 1280			5,153.06	5,153.06-	7,399.98
02/29/20	ACHEFT A/R:Online ACH/EFT Transactions (Batch: 1,169.98	1,169.98		600.00	600.00-	6,799.98
02/29/20	001 Record Prepaid Assessments		26,694.05		26,694.05	33,494.03
Account Totals		61,977.63	130,162.33	158,645.93	28,483.60-	33,494.03
1299 - ALLOWANCE FOR BAD DEBTS		48,012.32-			0.00	48,012.32-
02/29/20	02 03 Adj Quarterly Bad Debt		17,858.64		17,858.64	30,153.68-
Account Totals		48,012.32-	17,858.64		17,858.64	30,153.68-
1300 - PREPAID INSURANCE		18,369.33			0.00	18,369.33
02/01/20	ACTPAY DON008-DON01004-Pymt # of 10- Property Policy #CCP		2,699.11		2,699.11	21,068.44
02/01/20	APREVS Rev:DON008-DON01004-			2,699.11	2,699.11-	18,369.33
02/01/20	006625 DON008-DON01004-Pymt # of 10- Property Policy #CCP		2,034.33		2,034.33	20,403.66
02/15/20	ACTPAY DON008-DON02004-Pymt # of 10- Property Policy #CCP		2,699.11		2,699.11	23,102.77
02/29/20	002 Record Prepaid Insurance Expense			4,130.59	4,130.59-	18,972.18
Account Totals		18,369.33	7,432.55	6,829.70	602.85	18,972.18
1307 - PREPAID OTHER EXPENSES		3,350.44			0.00	3,350.44
02/29/20	02 01 Rcls Mar'20 Ppd Fire Alarm Monitoring		540.00		540.00	3,890.44
02/29/20	005 Record Prepaid Termite Expense			452.08	452.08-	3,438.36
02/29/20	006 Record Kone Elevator Maint Agreement			1,542.07	1,542.07-	1,896.29
Account Totals		3,350.44	540.00	1,994.15	1,454.15-	1,896.29
1309 - PREPAID TAXES		91.00			0.00	91.00
Account Totals		91.00			0.00	91.00
2020 - ACCOUNTS PAYABLE		3,199.11-			0.00	3,199.11-
02/01/20	AP0220 BEN007-OC26632-16581 Grunion Ln #205-Toilet Repair			199.50	199.50-	3,398.61-
02/01/20	AP0220 BEN007-OC26732-4861 Lago Dr.#105-Master Shower & K			418.75	418.75-	3,817.36-
02/01/20	AP0220 NEW001-749656-Jan 20-Rodent Control			280.00	280.00-	4,097.36-
02/01/20	AP0220 PER005-207826-Jan 20-Janitorial Service			167.92	167.92-	4,265.28-
02/01/20	000097 CIT012-020120-12/10/19-01/09/20, 5 Bills			4,598.99	4,598.99-	8,864.27-
02/01/20	AP0220 AQU007-117636-Feb 20-Pool Service/Chemicals			519.74	519.74-	9,384.01-
02/01/20	AP0220 BEN007-OC26219-16521 Grunion Ln #303-Leak Repair			184.50	184.50-	9,568.51-
02/01/20	AP0220 CLA003-020120-Jan20-Supply/Delinquency/Misc.Billin			2,265.60	2,265.60-	11,834.11-

03/13/20  
12:00:15

C314 HARBOUR VISTA HOMEOWNERS ASSOCIATION  
GENERAL LEDGER TRIAL BALANCE  
Period:02/01/20 To 02/29/20

User SS1  
Page 5

Account No	Description	Beginning	Debit	Credit	Net	Running/Ending
Trx Date	Source Reference	Balance			Change	Balance
02/01/20	AP0220	ELE001-2172-(1) Phone & Name Change		5.00	5.00-	11,839.11-
02/01/20	AP0220	JAM008-87855-4831 Lago Dr #104-Plumbing Repair		950.00	950.00-	12,789.11-
02/01/20	AP0220	NEW001-749761-Jan 20-Pest Control		159.00	159.00-	12,948.11-
02/01/20	AP0220	PER005-208399-Jan 20-Janitorial Supplies		74.81	74.81-	13,022.92-
02/01/20	AP0220	PER005-208400-Feb 20-Janitorial Service		350.00	350.00-	13,372.92-
02/01/20	AP0220	RED003-3319213-Feb 20-Monitoring		540.00	540.00-	13,912.92-
02/01/20	AP0220	RED003-3533054-Repaired Failed Transmission		535.00	535.00-	14,447.92-
02/01/20	AP0220	SPE006-17064-4861 Lago Dr #307-Mold Remediation		3,245.69	3,245.69-	17,693.61-
02/01/20	AP0220	STR004-19998-Feb 20-Waste Control/Large Item Pick		1,005.00	1,005.00-	18,698.61-
02/01/20	000096	FRO001-020120-01/13/20-02/12/20, #714-840-0836		61.52	61.52-	18,760.13-
02/01/20	000099	SOU014-020120-01/14/20-02/12/20, #2-05-649-397		4,995.35	4,995.35-	23,755.48-
02/01/20	AP0220	DON008-DON01004-Pymt # of 10- Property Policy #CCP		2,699.11	2,699.11-	26,454.59-
02/01/20	AP0220	Rev:DON008-DON01004-	2,699.11		2,699.11	23,755.48-
02/01/20	AP0220	DON008-DON01004-Pymt # of 10- Property Policy #CCP		2,034.33	2,034.33-	25,789.81-
02/01/20	000095	GAS001-020120-12/17/19-01/16/20, #177-640-3137		5,030.05	5,030.05-	30,819.86-
02/01/20	AP0220	CHA004-00007456-4861 Lago Dr. #307-Roof Repairs		2,807.00	2,807.00-	33,626.86-
02/01/20	AP0220	CHA004-00007458-16581 Grunion Lane #303-Roof Repai		4,030.00	4,030.00-	37,656.86-
02/01/20	AP0220	SHO009-3444-Pool Deck Repairs		3,050.00	3,050.00-	40,706.86-
02/01/20	AP0220	SPE006-17162-		3,643.51	3,643.51-	44,350.37-
02/01/20	AP0220	SPE006-17163-4831 Lago #104-Additional Mold Remedi		2,351.20	2,351.20-	46,701.57-
02/01/20	AP0220	SPE006-17198-		1,588.00	1,588.00-	48,289.57-
02/01/20	AP0220	AQU007-117439-Spa Pump Repair		253.81	253.81-	48,543.38-
02/01/20	AP0220	BEN007-0C26612-4852 Cabana-Toilet Repair		675.13	675.13-	49,218.51-
02/01/20	AP0220	BEN007-0C26474-4861 Lago Dr #103-Replaced Flame Se		678.88	678.88-	49,897.39-
02/01/20	AP0220	BEN007-0C26530-16521 Grunion Ln #200-Shower Leak R		199.50	199.50-	50,096.89-
02/01/20	AP0220	BEN007-0C26536-16542 Blackbeard Ln #107-Broiler Re		1,222.94	1,222.94-	51,319.83-
02/01/20	AP0220	BEN007-0C26558-16581 Grunion Ln #106-Leak Repair		333.46	333.46-	51,653.29-
02/01/20	AP0220	BEN007-0C26570-4791 Lago Dr-Broiler Repair		433.61	433.61-	52,086.90-
02/01/20	AP0220	BER002-203821-Dec 19-Professional Services		770.00	770.00-	52,856.90-
02/01/20	AP0220	CHA004-00007662-16581 Grunion Ln #303-Replaced (1)		87.00	87.00-	52,943.90-
02/01/20	AP0220	CHA004-00007672-4861 Lago Dr #307-Replaced (1) She		87.00	87.00-	53,030.90-
02/01/20	AP0220	CHA004-00007942-16542 Blackbeard Ln #106-Moisture		490.00	490.00-	53,520.90-
02/01/20	AP0220	CHA004-00007943-4861 Lago Dr #103-Moisture Intrust		490.00	490.00-	54,010.90-
02/01/20	AP0220	CHA004-00007972-4852 Cabana Dr #204-Moisture Intru		390.00	390.00-	54,400.90-
02/01/20	AP0220	CHA004-00008049-16521 Grunion Ln #100-Moisture Int		390.00	390.00-	54,790.90-
02/01/20	AP0220	CHA004-00008096-16512 Blackbeard Ln #101-Moisture		490.00	490.00-	55,280.90-
02/01/20	AP0220	CHA004-00008212-16581 Grunion Ln #304-Moisture Int		480.00	480.00-	55,760.90-
02/01/20	AP0220	CLA003-CLA01003-Monthly Management Fee		2,916.67	2,916.67-	58,677.57-
02/01/20	AP0220	COS001-84650-(10) Mdeco Ped Gate Keys		183.18	183.18-	58,860.75-
02/01/20	AP0220	DIV002-10005098-Feb 20-Aquatic Management		2,125.00	2,125.00-	60,985.75-
02/01/20	AP0220	ELE001-2156-(23) Phone & Name Change		115.00	115.00-	61,100.75-
02/01/20	AP0220	ELE001-2157-12/16/19-01/15/20-Cabana Cellular Serv		49.95	49.95-	61,150.70-
02/01/20	AP0220	ELE001-2158-12/16/19-01/15/20-Grunion Cellular Ser		49.95	49.95-	61,200.65-
02/01/20	AP0220	ENV007-200155-4831 Lago Dr #104-Mold Remediation V		690.00	690.00-	61,890.65-
02/01/20	AP0220	S.A001-0000075-Jan 20-Landscape Maintenance		5,976.00	5,976.00-	67,866.65-
02/01/20	AP0220	SHO009-4158-Replaced Grunion Spa Sign		95.00	95.00-	67,961.65-
02/01/20	AP0220	SHO009-4161-16512 Blackbeard-Replaced Broken Tile		90.00	90.00-	68,051.65-
02/01/20	AP0220	SHO009-4162-Replaced Faded Stop Sign		145.00	145.00-	68,196.65-
02/01/20	AP0220	SPE006-17128-16581 Grunion #102-Water Damage Surve		215.00	215.00-	68,411.65-



03/13/20  
12:00:15

C314 HARBOUR VISTA HOMEOWNERS ASSOCIATION  
GENERAL LEDGER TRIAL BALANCE  
Period:02/01/20 To 02/29/20

User SS1  
Page 6

Account No	Description	Beginning Balance	Debit	Credit	Net Change	Running/Ending Balance
Trx Date	Source Reference					
02/01/20	000098 GAR001-0605-000663031-Feb 20-Waste Removal			3,533.17	3,533.17-	71,944.82-
02/03/20	AP0220 BEN007-OC26262-16542 Blackbeard Ln #200-Boiler Rep			250.00	250.00-	72,194.82-
02/03/20	AP0220 BEN007-OC26388-16512 Blackbeard Ln.#103-Repaired B			250.00	250.00-	72,444.82-
02/03/20	AP0220 SER003-207252-Unit #206-207-Repaired Hallway Light			251.48	251.48-	72,696.30-
02/04/20	AP0220 COS001-84747-(10) Medeco Pool Keys			183.18	183.18-	72,879.48-
02/04/20	AP0220 AQU007-117456-Chemicals			59.74	59.74-	72,939.22-
02/04/20	AP0220 AQU007-117457-Chemicals			120.13	120.13-	73,059.35-
02/05/20	AP0220 MAK003-FORML-1151-2/5/20 Small Claims Lawsuit			655.00	655.00-	73,714.35-
02/05/20	AP0220 SER003-207468-Jan 20-Lighting Maintenance/Supplies			447.75	447.75-	74,162.10-
02/06/20	AP0220 SER003-207773-Bldg.#16581-Replace Failed Photocell			135.85	135.85-	74,297.95-
02/06/20	AP0220 SPE006-17232-4831 Lago #104-Drywall Repairs			2,668.00	2,668.00-	76,965.95-
02/06/20	CD0120 Cash Disb - Ck No:000096 to 000096		61.52		61.52	76,904.43-
02/06/20	CD0220 Cash Disb - Ck No:006609 to 006621		20,622.08		20,622.08	56,282.35-
02/07/20	AP0220 ELE001-2180-Issued (10) Gate Remotes (Grunion)			401.50	401.50-	56,683.85-
02/10/20	AP0220 CHA004-00007906-16581 Grunion Ln.#102-Tile Removal			9,517.00	9,517.00-	66,200.85-
02/10/20	AP0220 CHA004-00008117-4861 Lago Dr. #103-Roof Repair			5,865.00	5,865.00-	72,065.85-
02/10/20	AP0220 CHA004-00008151-16581Grunion Ln.#102/302-Replaced			700.00	700.00-	72,765.85-
02/10/20	AP0220 S.A001-0000105-Lago/Parking Sp#60 & #61-Removed an			450.00	450.00-	73,215.85-
02/10/20	AP0220 S.A001-0000106-Bldg.#16521/Unit #103-Trimmed (2) L			240.00	240.00-	73,455.85-
02/10/20	CD0220 Cash Disb - Ck No:000097 to 000097		4,598.99		4,598.99	68,856.86-
02/10/20	AP0220 RED003-3319214-Mar 20-Monitoring			540.00	540.00-	69,396.86-
02/12/20	AP0220 AQU007-117872-Pool/Spa-Supplies, Service Chemical			475.38	475.38-	69,872.24-
02/12/20	AP0220 AQU007-117873-Pool/Spa-Chemicals			107.91	107.91-	69,980.15-
02/12/20	AP0220 AQU007-117874-Replaced Filter Grids for Pool			334.31	334.31-	70,314.46-
02/12/20	CD0120 Cash Disb - Ck No:000095 to 000095		5,030.05		5,030.05	65,284.41-
02/13/20	AP0220 SER003-208314-Pond Timer Repairs			628.13	628.13-	65,912.54-
02/13/20	CD0220 Cash Disb - Ck No:006622 to 006634		16,070.77		16,070.77	49,841.77-
02/15/20	AP0220 DON008-DON02004-Pymt # of 10- Property Policy #CCP			2,699.11	2,699.11-	52,540.88-
02/15/20	AP0220 HAR034-HAR02003-Monthly Reserve Contribution			17,046.93	17,046.93-	69,587.81-
02/20/20	CD0220 Cash Disb - Ck No:006635 to 006644		37,651.36		37,651.36	31,936.45-
02/20/20	CD0220 Cash Disb - Ck No:000098 to 000098		3,533.17		3,533.17	28,403.28-
02/24/20	CD0220 Cash Disb - Ck No:000099 to 000099		4,995.35		4,995.35	23,407.93-
02/26/20	CD0220 Cash Disb - Ck No:006645 to 006648		18,009.71		18,009.71	5,398.22-
Account Totals		3,199.11-	113,272.11	115,471.22	2,199.11-	5,398.22-
2025 - OTHER PAYABLES		25,013.95-			0.00	25,013.95-
02/01/20	01 02 January 2020 Accrual		5,225.00		5,225.00	19,788.95-
02/01/20	006624 CLA003-020120-Jan20-Supply/Delinquency/Misc.Billin		785.00		785.00	19,003.95-
02/01/20	01 02 January 2020 Accrual		19,003.95		19,003.95	0.00
02/04/20	ARCOLL Collections:Late Letter 02/04/20			30.00	30.00-	30.00-
02/13/20	ARADJ A/R ADJ 000005501 Late Letter			30.00	30.00-	60.00-
02/13/20	ARADJ A/R ADJ 000003102 Late Letter			30.00	30.00-	90.00-
02/26/20	ARADJ A/R ADJ 000006201 Lien Resolution Fee			50.00	50.00-	140.00-
02/26/20	ARADJ A/R ADJ 000006201 Lien Fee			250.00	250.00-	390.00-
02/26/20	ARADJ A/R ADJ 000006201 Add'l Lien Fee			50.00	50.00-	440.00-
02/26/20	ARADJ A/R ADJ 000006201 Lien Recording Fee			90.00	90.00-	530.00-
02/26/20	ARADJ A/R ADJ 000006201 Reverse Lien Fees		300.00		300.00	230.00-

03/13/20  
12:00:15

C314 HARBOUR VISTA HOMEOWNERS ASSOCIATION  
G E N E R A L L E D G E R T R I A L B A L A N C E  
Period:02/01/20 To 02/29/20

User SS1  
Page 7

Account No	Description	Beginning Balance	Debit	Credit	Net Change	Running/Ending Balance
Trx Date	Source Reference					
02/26/20	ARADJ A/R ADJ 0000006201		50.00		50.00	180.00-
02/26/20	ARADJ A/R ADJ 0000006201		90.00		90.00	90.00-
02/27/20	ARADJ A/R ADJ 0000006201			250.00	250.00-	340.00-
02/29/20	02 02 February 2020 Accrual			23,464.00	23,464.00-	23,804.00-
Account Totals		25,013.95-	25,453.95	24,244.00	1,209.95	23,804.00-
2075 - DUE TO RESERVES		104,270.64-			0.00	104,270.64-
02/29/20	008 Record Reserve Repayment		9,479.00		9,479.00	94,791.64-
Account Totals		104,270.64-	9,479.00		9,479.00	94,791.64-
2100 - PREPAID ASSESSMENTS		32,207.61-			0.00	32,207.61-
02/01/20	001 Record Prepaid Assessments		32,207.61		32,207.61	0.00
02/29/20	001 Record Prepaid Assessments			26,694.05	26,694.05-	26,694.05-
Account Totals		32,207.61-	32,207.61	26,694.05	5,513.56	26,694.05-
3002 - COMMON AREA		19,973.41-			0.00	19,973.41-
02/29/20	008 Record Reserve Repayment			354.03	354.03-	20,327.44-
Account Totals		19,973.41-		354.03	354.03-	20,327.44-
3004 - DECKS		28,572.79-			0.00	28,572.79-
02/29/20	008 Record Reserve Repayment			506.46	506.46-	29,079.25-
Account Totals		28,572.79-		506.46	506.46-	29,079.25-
3006 - ELEVATOR		90,867.03-			0.00	90,867.03-
02/29/20	008 Record Reserve Repayment			1,610.63	1,610.63-	92,477.66-
Account Totals		90,867.03-		1,610.63	1,610.63-	92,477.66-
3008 - FIRE EXTINGUISHERS		881.30-			0.00	881.30-
02/29/20	008 Record Reserve Repayment			15.62	15.62-	896.92-
Account Totals		881.30-		15.62	15.62-	896.92-
3010 - RESERVE INTEREST		67.55-			0.00	67.55-
02/01/20	007 Record Interest Receivable		64.86		64.86	2.69-
02/29/20	003 Record Pacific Western Interest			22.75	22.75-	25.44-
02/29/20	004 Record Sunwest Interest			2.12	2.12-	27.56-

03/13/20  
12:00:15

C314 HARBOUR VISTA HOMEOWNERS ASSOCIATION  
G E N E R A L L E D G E R T R I A L B A L A N C E  
Period:02/01/20 To 02/29/20

User SS1  
Page 8

Account No	Description	Beginning Balance	Debit	Credit	Net Change	Running/Ending Balance
Trx Date	Source Reference					
02/29/20	007 Record Interest Receivable			72.85	72.85-	100.41-
Account Totals		67.55-	64.86	97.72	32.86-	100.41-
-----						
3012 - GATE OPERATORS		1,264.72-			0.00	1,264.72-
02/29/20	008 Record Reserve Repayment			22.42	22.42-	1,287.14-
Account Totals		1,264.72-		22.42	22.42-	1,287.14-
-----						
3014 - MAILBOXES		127.63-			0.00	127.63-
02/29/20	008 Record Reserve Repayment			3.03	3.03-	130.66-
Account Totals		127.63-		3.03	3.03-	130.66-
-----						
3016 - PAINT		56,046.27-			0.00	56,046.27-
02/29/20	008 Record Reserve Repayment			993.43	993.43-	57,039.70-
Account Totals		56,046.27-		993.43	993.43-	57,039.70-
-----						
3018 - PAVEMENT/STREETS/DRIVES		5,467.98-			0.00	5,467.98-
02/29/20	008 Record Reserve Repayment			96.92	96.92-	5,564.90-
Account Totals		5,467.98-		96.92	96.92-	5,564.90-
-----						
3020 - POOL/SPA		15,905.21-			0.00	15,905.21-
02/29/20	008 Record Reserve Repayment			281.92	281.92-	16,187.13-
Account Totals		15,905.21-		281.92	281.92-	16,187.13-
-----						
3022 - ROOFS		192,759.63-			0.00	192,759.63-
02/29/20	008 Record Reserve Repayment			3,416.68	3,416.68-	196,176.31-
Account Totals		192,759.63-		3,416.68	3,416.68-	196,176.31-
-----						
3024 - STREET LIGHTS		5,814.93-			0.00	5,814.93-
02/29/20	008 Record Reserve Repayment			103.07	103.07-	5,918.00-
Account Totals		5,814.93-		103.07	103.07-	5,918.00-
-----						
3026 - BOILERS		3,413.89-			0.00	3,413.89-
02/29/20	008 Record Reserve Repayment			60.51	60.51-	3,474.40-

03/13/20  
12:00:15

C314 HARBOUR VISTA HOMEOWNERS ASSOCIATION  
G E N E R A L L E D G E R T R I A L B A L A N C E  
Period:02/01/20 To 02/29/20

User SS1  
Page 9

Account No	Description	Beginning Balance	Debit	Credit	Net Change	Running/Ending Balance
Trx Date	Source Reference					
-----						
Account Totals		3,413.89-		60.51	60.51-	3,474.40-
-----						
3028 - BRIDGE		5,822.82-			0.00	5,822.82-
02/29/20	008 Record Reserve Repayment			103.21	103.21-	5,926.03-
-----						
Account Totals		5,822.82-		103.21	103.21-	5,926.03-
-----						
3998 - PRIOR YEAR EQUITY		52,310.25-			0.00	52,310.25-
02/29/20	008 Record Reserve Repayment			9,479.00	9,479.00-	61,789.25-
-----						
Account Totals		52,310.25-		9,479.00	9,479.00-	61,789.25-
-----						
4001 - HOMEOWNERS ASSESSMENTS		101,788.92-			0.00	101,788.92-
02/01/20	PMBILL P/M BILLING 02/01/20			101,788.92	101,788.92-	203,577.84-
-----						
Account Totals		101,788.92-		101,788.92	101,788.92-	203,577.84-
-----						
4002 - LATE CHARGES		338.39-			0.00	338.39-
02/10/20	ARADJ A/R ADJ 000008701 Waive 1/15 Late Charge		29.07		29.07	309.32-
02/15/20	LATCHG A/R LATE CHARGE POST 02/19/20			397.90	397.90-	707.22-
02/20/20	ARADJ A/R ADJ 000002501 Waive Late Charge		751.05		751.05	43.83
02/25/20	ARADJ A/R ADJ 0000010902 Credit Late Charge		29.07		29.07	72.90
-----						
Account Totals		338.39-	809.19	397.90	411.29	72.90
-----						
4004 - KEY/GATE OPENER INCOME		163.00-			0.00	163.00-
-----						
Account Totals		163.00-			0.00	163.00-
-----						
4006 - C C & R VIOLATION INCOME		0.00			0.00	0.00
02/06/20	ARADJ A/R ADJ 0000016201 Vio Fee Reversal: Wood Lattic		200.00		200.00	200.00
02/06/20	ARADJ A/R ADJ 0000016201 Vio Fee Reversal: Bath Damage		1,708.07		1,708.07	1,908.07
-----						
Account Totals		0.00	1,908.07		1,908.07	1,908.07
-----						
4016 - INTEREST - RESERVE ACCOUNT		67.55-			0.00	67.55-
02/01/20	007 Record Interest Receivable		64.86		64.86	2.69-
02/29/20	003 Record Pacific Western Interest			22.75	22.75-	25.44-
02/29/20	004 Record Sunwest Interest			2.12	2.12-	27.56-
02/29/20	007 Record Interest Receivable			72.85	72.85-	100.41-
-----						
Account Totals		67.55-	64.86	97.72	32.86-	100.41-

03/13/20  
12:00:15

C314 HARBOUR VISTA HOMEOWNERS ASSOCIATION  
G E N E R A L L E D G E R T R I A L B A L A N C E  
Period:02/01/20 To 02/29/20

User SS1  
Page 10

Account No	Description	Beginning Balance	Debit	Credit	Net Change	Running/Ending Balance
Trx Date	Source Reference					
4019 - INTEREST CHARGES		478.07-			0.00	478.07-
02/15/20	LATCHG A/R LATE CHARGE POST 02/19/20	Interest on Bal fwd		501.46	501.46-	979.53-
02/20/20	ARADJ A/R ADJ 0000002501	Waive Interest Charges	4,305.20		4,305.20	3,325.67
Account Totals		478.07-	4,305.20	501.46	3,803.74	3,325.67
4035 - RECOVERY OF BAD DEBT		0.00			0.00	0.00
02/29/20	02 04 Rcl Bad Debt Adj			17,858.64	17,858.64-	17,858.64-
Account Totals		0.00		17,858.64	17,858.64-	17,858.64-
5000 - INSURANCE		4,418.69			0.00	4,418.69
02/29/20	002 Record Prepaid Insurance Expense		4,130.59		4,130.59	8,549.28
Account Totals		4,418.69	4,130.59		4,130.59	8,549.28
5010 - LEGAL FEES		0.00			0.00	0.00
02/01/20	006611 BER002-203821-Dec 19-Professional Services		770.00		770.00	770.00
Account Totals		0.00	770.00		770.00	770.00
5012 - LEGAL FEES - COLLECTION		1,500.00			0.00	1,500.00
Account Totals		1,500.00			0.00	1,500.00
5015 - MANAGEMENT FEE		2,916.67			0.00	2,916.67
02/01/20	006613 CLA003-CLA01003-Monthly Management Fee		2,916.67		2,916.67	5,833.34
Account Totals		2,916.67	2,916.67		2,916.67	5,833.34
5016 - MANAGEMENT EXTRAS		0.00			0.00	0.00
02/01/20	006624 CLA003-020120-Jan20-Supply/Delinquency/Misc.Billin		1,000.00		1,000.00	1,000.00
Account Totals		0.00	1,000.00		1,000.00	1,000.00
5020 - OFFICE SUPPLIES		0.00			0.00	0.00
02/01/20	006624 CLA003-020120-Jan20-Supply/Delinquency/Misc.Billin		480.60		480.60	480.60
02/01/20	006614 COS001-84650-(10) Mdeco Ped Gate Keys		183.18		183.18	663.78
Account Totals		0.00	663.78		663.78	663.78

03/13/20  
12:00:15

C314 HARBOUR VISTA HOMEOWNERS ASSOCIATION  
G E N E R A L L E D G E R T R I A L B A L A N C E  
Period:02/01/20 To 02/29/20

User SS1  
Page 11

Account No	Description	Beginning Balance	Debit	Credit	Net Change	Running/Ending Balance
Trx Date	Source Reference					
5035 - BAD DEBT EXPENSE		0.00			0.00	0.00
02/29/20 02 04	Rcl Bad Debt Adj		17,858.64		17,858.64	17,858.64
02/29/20 02 03	Adj Quarterly Bad Debt			17,858.64	17,858.64-	0.00
Account Totals		0.00	17,858.64	17,858.64	0.00	0.00
5200 - LANDSCAPE CONTRACT SERVICE		4,875.00			0.00	4,875.00
02/01/20 01 02	January 2020 Accrual			4,875.00	4,875.00-	0.00
02/01/20 006619	S.A001-0000075-Jan 20-Landscape Maintenance		4,875.00		4,875.00	4,875.00
02/29/20 02 02	February 2020 Accrual		4,875.00		4,875.00	9,750.00
Account Totals		4,875.00	9,750.00	4,875.00	4,875.00	9,750.00
5210 - LANDSCAPE EXTRAS		0.00			0.00	0.00
02/01/20 006619	S.A001-0000075-Jan 20-Landscape Maintenance		480.00		480.00	480.00
Account Totals		0.00	480.00		480.00	480.00
5240 - IRRIGATION REPAIRS		0.00			0.00	0.00
02/01/20 006619	S.A001-0000075-Jan 20-Landscape Maintenance		621.00		621.00	621.00
Account Totals		0.00	621.00		621.00	621.00
5245 - TREE MAINTENANCE		0.00			0.00	0.00
02/10/20 006643	S.A001-0000105-Lago/Parking Sp#60 & #61-Removed an		450.00		450.00	450.00
02/10/20 006643	S.A001-0000106-Bldg.#16521/Unit #103-Trimmed (2) L		240.00		240.00	690.00
Account Totals		0.00	690.00		690.00	690.00
5800 - CONTRACT POOL/SPA SERVICE		391.12			0.00	391.12
02/01/20 006622	AQU007-117636-Feb 20-Pool Service/Chemicals		391.12		391.12	782.24
Account Totals		391.12	391.12		391.12	782.24
5803 - POOL /SPA EQUIP REPAIRS		0.00			0.00	0.00
02/01/20 006609	AQU007-117439-Spa Pump Repair		253.81		253.81	253.81
Account Totals		0.00	253.81		253.81	253.81
5805 - POOL/SPA EXTRAS		85.00			0.00	85.00
Account Totals		85.00			0.00	85.00

03/13/20  
12:00:15

C314 HARBOUR VISTA HOMEOWNERS ASSOCIATION  
G E N E R A L L E D G E R T R I A L B A L A N C E  
Period:02/01/20 To 02/29/20

User SS1  
Page 12

Account No	Description	Beginning			Net	Running/Ending
Trx Date	Source Reference	Balance	Debit	Credit	Change	Balance
-----						
5806 - POOL/SPA SUPPLIES		0.00			0.00	0.00
02/12/20	006635 AQU007-117872-Pool/Spa-Supplies, Service Chemical		305.38		305.38	305.38
02/12/20	006635 AQU007-117874-Replaced Filter Grids for Pool		334.31		334.31	639.69
-----						
Account Totals		0.00	639.69		639.69	639.69
-----						
5807 - POOL/SPA CHEMICALS		304.44			0.00	304.44
02/01/20	006622 AQU007-117636-Feb 20-Pool Service/Chemicals		128.62		128.62	433.06
02/04/20	006622 AQU007-117456-Chemicals		59.74		59.74	492.80
02/04/20	006622 AQU007-117457-Chemicals		120.13		120.13	612.93
02/12/20	006635 AQU007-117872-Pool/Spa-Supplies, Service Chemical		170.00		170.00	782.93
02/12/20	006635 AQU007-117873-Pool/Spa-Chemicals		107.91		107.91	890.84
-----						
Account Totals		304.44	586.40		586.40	890.84
-----						
5808 - FOUNTAIN/WATERFALL MAINT		2,125.00			0.00	2,125.00
02/01/20	006615 DIV002-10005098-Feb 20-Aquatic Management		2,125.00		2,125.00	4,250.00
-----						
Account Totals		2,125.00	2,125.00		2,125.00	4,250.00
-----						
5810 - LIGHTING MAINTENANCE		84.95			0.00	84.95
02/01/20	01 02 January 2020 Accrual			84.95	84.95-	0.00
02/05/20	006632 SER003-207468-Jan 20-Lighting Maintenance/Supplies		84.95		84.95	84.95
-----						
Account Totals		84.95	84.95	84.95	0.00	84.95
-----						
5815 - LIGHTING SUPPLIES		441.45			0.00	441.45
02/03/20	006632 SER003-207252-Unit #206-207-Repaired Hallway Light		39.10		39.10	480.55
02/05/20	006632 SER003-207468-Jan 20-Lighting Maintenance/Supplies		362.80		362.80	843.35
02/06/20	006644 SER003-207773-Bldg.#16581-Replace Failed Photocell		135.85		135.85	979.20
-----						
Account Totals		441.45	537.75		537.75	979.20
-----						
5817 - LIGHTING/ ELECTRICAL REPAIRS		6,091.83			0.00	6,091.83
02/03/20	006632 SER003-207252-Unit #206-207-Repaired Hallway Light		212.38		212.38	6,304.21
02/13/20	006644 SER003-208314-Pond Timer Repairs		628.13		628.13	6,932.34
-----						
Account Totals		6,091.83	840.51		840.51	6,932.34
-----						
5825 - JANITORIAL SERVICE		350.00			0.00	350.00
02/01/20	01 02 January 2020 Accrual			350.00	350.00-	0.00
02/01/20	006642 PER005-207826-Jan 20-Janitorial Service		167.92		167.92	167.92

03/13/20  
12:00:15

C314 HARBOUR VISTA HOMEOWNERS ASSOCIATION  
GENERAL LEDGER TRIAL BALANCE  
Period:02/01/20 To 02/29/20

User SS1  
Page 13

Account No	Description	Beginning Balance	Debit	Credit	Net Change	Running/Ending Balance
Trx Date	Source Reference					
02/01/20	006630 PER005-208400-Feb 20-Janitorial Service		350.00		350.00	517.92
02/27/20	006642 VOID:PER005 207826			167.92	167.92-	350.00
02/29/20	02 02 February 2020 Accrual		350.00		350.00	700.00
Account Totals		350.00	867.92	517.92	350.00	700.00
5830 - JANITORIAL SUPPLIES		63.60			0.00	63.60
02/01/20	006630 PER005-208399-Jan 20-Janitorial Supplies		74.81		74.81	138.41
Account Totals		63.60	74.81		74.81	138.41
5835 - FOBS/LOCKS/KEYS		0.00			0.00	0.00
02/04/20	006638 COS001-84747-(10) Medeco Pool Keys		183.18		183.18	183.18
Account Totals		0.00	183.18		183.18	183.18
5837 - GATE REPAIRS		212.20			0.00	212.20
02/07/20	006639 ELE001-2180-Issued (10) Gate Remotes (Grunion)		401.50		401.50	613.70
Account Totals		212.20	401.50		401.50	613.70
5845 - PEST CONTROL		0.00			0.00	0.00
02/01/20	006641 NEW001-749656-Jan 20-Rodent Control		280.00		280.00	280.00
02/01/20	006629 NEW001-749761-Jan 20-Pest Control		159.00		159.00	439.00
02/01/20	01 02 January 2020 Accrual			439.00	439.00-	0.00
02/29/20	02 02 February 2020 Accrual		439.00		439.00	439.00
Account Totals		0.00	878.00	439.00	439.00	439.00
5847 - PEST CONTROL - EXTRAS		325.00			0.00	325.00
Account Totals		325.00			0.00	325.00
5853 - FIRE ALARM MONITORING		1,075.00			0.00	1,075.00
02/01/20	006631 RED003-3319213-Feb 20-Monitoring		540.00		540.00	1,615.00
02/01/20	006631 RED003-3533054-Repaired Failed Transmission		535.00		535.00	2,150.00
02/10/20	006646 RED003-3319214-Mar 20-Monitoring		540.00		540.00	2,690.00
02/29/20	02 01 Rcls Mar'20 Ppd Fire Alarm Monitoring			540.00	540.00-	2,150.00
Account Totals		1,075.00	1,615.00	540.00	1,075.00	2,150.00
5860 - PLUMBING REPAIRS		553.12			0.00	553.12



03/13/20  
12:00:15

C314 HARBOUR VISTA HOMEOWNERS ASSOCIATION  
G E N E R A L L E D G E R T R I A L B A L A N C E  
Period:02/01/20 To 02/29/20

User SS1  
Page 14

Account No	Description	Beginning Balance	Debit	Credit	Net Change	Running/Ending Balance
Trx Date	Source Reference					
02/01/20	006636 BEN007-OC26632-16581 Grunion Ln #205-Toilet Repair		199.50		199.50	752.62
02/01/20	006636 BEN007-OC26732-4861 Lago Dr.#105-Master Shower & K		418.75		418.75	1,171.37
02/01/20	006623 BEN007-OC26219-16521 Grunion Ln #303-Leak Repair		184.50		184.50	1,355.87
02/01/20	006627 JAM008-87855-4831 Lago Dr #104-Plumbing Repair		950.00		950.00	2,305.87
02/01/20	006610 BEN007-OC26612-4852 Cabana-Toilet Repair		675.13		675.13	2,981.00
02/01/20	006610 BEN007-OC26474-4861 Lago Dr #103-Replaced Flame Se		678.88		678.88	3,659.88
02/01/20	006610 BEN007-OC26530-16521 Grunion Ln #200-Shower Leak R		199.50		199.50	3,859.38
02/01/20	006610 BEN007-OC26558-16581 Grunion Ln #106-Leak Repair		333.46		333.46	4,192.84
02/03/20	006636 BEN007-OC26262-16542 Blackbeard Ln #200-Boiler Rep		250.00		250.00	4,442.84
Account Totals		553.12	3,889.72		3,889.72	4,442.84
-----						
5862 - PLUMBING CONTRACT/SERVICE		0.00			0.00	0.00
02/03/20	006636 BEN007-OC26388-16512 Blackbeard Ln.#103-Repaired B		250.00		250.00	250.00
Account Totals		0.00	250.00		250.00	250.00
-----						
5865 - TERMITTE		452.08			0.00	452.08
02/29/20	005 Record Prepaid Termite Expense		452.08		452.08	904.16
Account Totals		452.08	452.08		452.08	904.16
-----						
5867 - WOOD DAMAGE		2,595.00			0.00	2,595.00
Account Totals		2,595.00			0.00	2,595.00
-----						
5869 - DRYER DUCT CLEANING		447.00			0.00	447.00
Account Totals		447.00			0.00	447.00
-----						
5870 - COMMON AREA MAINTENANCE		2,539.00			0.00	2,539.00
02/01/20	006620 SH0009-4158-Replaced Grunion Spa Sign		95.00		95.00	2,634.00
02/01/20	006620 SH0009-4161-16512 Blackbeard-Replaced Broken Tile		90.00		90.00	2,724.00
02/01/20	006620 SH0009-4162-Replaced Faded Stop Sign		145.00		145.00	2,869.00
Account Totals		2,539.00	330.00		330.00	2,869.00
-----						
5871 - CONTINGENCY		500.00			0.00	500.00
Account Totals		500.00			0.00	500.00
-----						
5877 - ROOF REPAIRS/MAINTENANCE		1,677.00			0.00	1,677.00

03/13/20  
12:00:15

C314 HARBOUR VISTA HOMEOWNERS ASSOCIATION  
G E N E R A L L E D G E R T R I A L B A L A N C E  
Period:02/01/20 To 02/29/20

User SS1  
Page 15

Account No	Description	Beginning	Debit	Credit	Net	Running/Ending
Trx Date	Source Reference	Balance			Change	Balance
02/01/20	006645 CHA004-00007456-4861 Lago Dr. #307-Roof Repairs		2,807.00		2,807.00	4,484.00
02/01/20	006645 CHA004-00007458-16581 Grunion Lane #303-Roof Repai		4,030.00		4,030.00	8,514.00
02/01/20	006647 SHO009-3444-Pool Deck Repairs		3,050.00		3,050.00	11,564.00
02/01/20	006612 CHA004-00007662-16581 Grunion Ln #303-Replaced (1)		87.00		87.00	11,651.00
02/01/20	006612 CHA004-00007672-4861 Lago Dr #307-Replaced (1) She		87.00		87.00	11,738.00
02/01/20	006612 CHA004-00007942-16542 Blackbeard Ln #106-Moisture		490.00		490.00	12,228.00
02/01/20	006612 CHA004-00007943-4861 Lago Dr #103-Moisture Intrust		490.00		490.00	12,718.00
02/01/20	006612 CHA004-00007972-4852 Cabana Dr #204-Moisture Intru		390.00		390.00	13,108.00
02/01/20	006612 CHA004-00008049-16521 Grunion Ln #100-Moisture Int		390.00		390.00	13,498.00
02/01/20	006612 CHA004-00008096-16512 Blackbeard Ln #101-Moisture		490.00		490.00	13,988.00
02/01/20	006612 CHA004-00008212-16581 Grunion Ln #304-Moisture Int		480.00		480.00	14,468.00
02/10/20	006637 CHA004-00007906-16581 Grunion Ln.#102-Tile Removal		9,517.00		9,517.00	23,985.00
02/10/20	006637 CHA004-00008117-4861 Lago Dr. #103-Roof Repair		5,865.00		5,865.00	29,850.00
02/10/20	006637 CHA004-00008151-16581Grunion Ln.#102/302-Replaced		700.00		700.00	30,550.00
Account Totals		1,677.00	28,873.00		28,873.00	30,550.00
5881 - ACCESS CONTROL/GATE REPAIRS		401.50			0.00	401.50
Account Totals		401.50			0.00	401.50
5882 - BOILER REPAIR/MAINT		302.63			0.00	302.63
02/01/20	006610 BEN007-OC26536-16542 Blackbeard Ln #107-Broiler Re		1,222.94		1,222.94	1,525.57
02/01/20	006610 BEN007-OC26570-4791 Lago Dr-Broiler Repair		433.61		433.61	1,959.18
Account Totals		302.63	1,656.55		1,656.55	1,959.18
5885 - ELEVATOR - CONTRACT		1,541.87			0.00	1,541.87
02/29/20	006 Record Kone Elevator Maint Agreement		1,542.07		1,542.07	3,083.94
Account Totals		1,541.87	1,542.07		1,542.07	3,083.94
5886 - ELEVATOR REPAIRS/ MAINT		2,703.16			0.00	2,703.16
Account Totals		2,703.16			0.00	2,703.16
5890 - WATER DAMAGE		1,670.00			0.00	1,670.00
02/01/20	006633 SPE006-17064-4861 Lago Dr #307-Mold Remediation		3,245.69		3,245.69	4,915.69
02/01/20	006648 SPE006-17162-		3,643.51		3,643.51	8,559.20
02/01/20	006648 SPE006-17163-4831 Lago #104-Additional Mold Remedi		2,351.20		2,351.20	10,910.40
02/01/20	006648 SPE006-17198-		1,588.00		1,588.00	12,498.40
02/01/20	006617 ENV007-200155-4831 Lago Dr #104-Mold Remediation V		690.00		690.00	13,188.40
02/01/20	006621 SPE006-17128-16581 Grunion #102-Water Damage Surve		215.00		215.00	13,403.40
02/05/20	006628 MAK003-FORML-1151-2/5/20 Small Claims Lawsuit		655.00		655.00	14,058.40

03/13/20  
12:00:15

C314 HARBOUR VISTA HOMEOWNERS ASSOCIATION  
G E N E R A L L E D G E R T R I A L B A L A N C E  
Period:02/01/20 To 02/29/20

User SS1  
Page 16

Account No	Description	Beginning Balance	Debit	Credit	Net Change	Running/Ending Balance
Trx Date	Source Reference					
02/06/20	006633 SPE006-17232-4831 Lago #104-Drywall Repairs		2,668.00		2,668.00	16,726.40
<b>Account Totals</b>		1,670.00	15,056.40		15,056.40	16,726.40
6000 - WATER		4,622.28			0.00	4,622.28
02/01/20	000097 CIT012-020120-12/10/19-01/09/20, 5 Bills		4,598.99		4,598.99	9,221.27
02/01/20	01 02 January 2020 Accrual			7,980.00	7,980.00-	1,241.27
02/29/20	02 02 February 2020 Accrual		7,660.00		7,660.00	8,901.27
<b>Account Totals</b>		4,622.28	12,258.99	7,980.00	4,278.99	8,901.27
6005 - GAS		6,580.68			0.00	6,580.68
02/01/20	000095 GAS001-020120-12/17/19-01/16/20, #177-640-3137		5,030.05		5,030.05	11,610.73
02/01/20	01 02 January 2020 Accrual			7,540.00	7,540.00-	4,070.73
02/29/20	02 02 February 2020 Accrual		7,210.00		7,210.00	11,280.73
<b>Account Totals</b>		6,580.68	12,240.05	7,540.00	4,700.05	11,280.73
6010 - ELECTRICITY		4,721.78			0.00	4,721.78
02/01/20	000099 SOU014-020120-01/14/20-02/12/20, #2-05-649-397		4,995.35		4,995.35	9,717.13
02/01/20	01 02 January 2020 Accrual			2,830.00	2,830.00-	6,887.13
02/29/20	02 02 February 2020 Accrual		2,750.00		2,750.00	9,637.13
<b>Account Totals</b>		4,721.78	7,745.35	2,830.00	4,915.35	9,637.13
6015 - REFUSE DISPOSAL		4,589.07			0.00	4,589.07
02/01/20	006634 STR004-19998-Feb 20-Waste Control/Large Item Pick		1,005.00		1,005.00	5,594.07
02/01/20	000098 GAR001-0605-000663031-Feb 20-Waste Removal		3,533.17		3,533.17	9,127.24
<b>Account Totals</b>		4,589.07	4,538.17		4,538.17	9,127.24
6020 - TELEPHONE		157.16			0.00	157.16
02/01/20	006626 ELE001-2172-(1) Phone & Name Change		5.00		5.00	162.16
02/01/20	000096 FRO001-020120-01/13/20-02/12/20, #714-840-0836		61.52		61.52	223.68
02/01/20	006616 ELE001-2156-(23) Phone & Name Change		115.00		115.00	338.68
02/01/20	006616 ELE001-2157-12/16/19-01/15/20-Cabana Cellular Serv		49.95		49.95	388.63
02/01/20	006616 ELE001-2158-12/16/19-01/15/20-Grunion Cellular Ser		49.95		49.95	438.58
02/01/20	01 02 January 2020 Accrual			130.00	130.00-	308.58
02/29/20	02 02 February 2020 Accrual		180.00		180.00	488.58
<b>Account Totals</b>		157.16	461.42	130.00	331.42	488.58
9000 - RESERVE CONTRIBUTION		7,567.93			0.00	7,567.93

03/13/20  
12:00:15

C314 HARBOUR VISTA HOMEOWNERS ASSOCIATION  
G E N E R A L L E D G E R T R I A L B A L A N C E  
Period:02/01/20 To 02/29/20

User SS1  
Page 17

Account No	Description	Beginning Balance	Debit	Credit	Net Change	Running/Ending Balance
Trx Date	Source Reference					
02/29/20	008 Record Reserve Repayment		7,567.93		7,567.93	15,135.86
Account Totals		7,567.93	7,567.93		7,567.93	15,135.86
-----						
9002 - RESERVE REPAYMENT		9,479.00			0.00	9,479.00
02/29/20	008 Record Reserve Repayment		9,479.00		9,479.00	18,958.00
Account Totals		9,479.00	9,479.00		9,479.00	18,958.00
-----						
9010 - RESERVE INTEREST		67.55			0.00	67.55
02/01/20	007 Record Interest Receivable			64.86	64.86-	2.69
02/29/20	003 Record Pacific Western Interest		22.75		22.75	25.44
02/29/20	004 Record Sunwest Interest		2.12		2.12	27.56
02/29/20	007 Record Interest Receivable		72.85		72.85	100.41
Account Totals		67.55	97.72	64.86	32.86	100.41
-----						
Report Totals		0.00	634,645.57	634,645.57	0.00	0.00
=====						